

9th Grade Enrollment

85

first-time 9th graders enrolled in Corliss in 2022–2023.

In which community areas do Corliss's 2022–2023 9th graders live?

Community Area	Number of 9th Graders	Percentage of 9th Graders
Roseland	34	40%
West Pullman	15	18%
Pullman	11	13%
Other	25	29%

In order to preserve students' anonymity, only community areas with at least 5 ninth-grade enrollees from Corliss in are listed separately in this table.

How do I use this dataset?

This report provides a snapshot of what 6 important milestones on the path to college completion look like for students at Corliss. The report can be a starting place to ask deeper questions about Corliss's data using the To&Through Online Milestones Tool like:

- What are the current milestone rates? How do these rates differ for different student groups?
- How have trends in these milestones changed overtime? What historical context and factors may have affected these rates?
- What additional context about student experiences can help me better understand these milestone rates?

Take a deeper dive into the data at
<https://toandthrough.uchicago.edu/tool/>

9th Grade On-Track

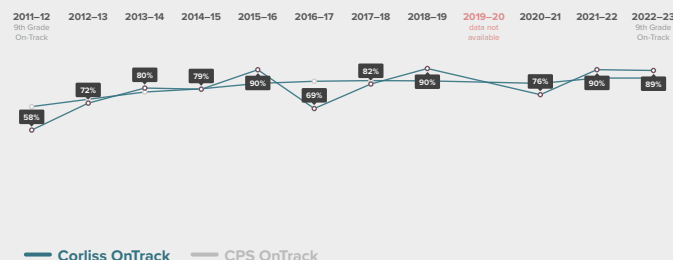
89%

of 2022–2023 first-time 9th graders at Corliss were on-track to graduate from high school in 4 years.

A student is considered on-track to graduate at the end of their ninth-grade year if they have:

- Completed **5** course credits and
- Failed no more than **1** semester of a core course in their first year of high school

How has the 9th Grade On-Track rate for students at Corliss changed over time?



High School Graduation

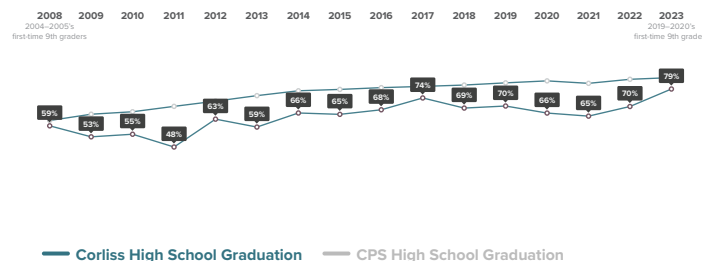
79%

of 2019–2020 first-time 9th graders at Corliss graduated high school by spring of 2023.

What colleges are 2019–2020 Corliss graduates able to access based on GPA and ACT scores?

4% graduated with Highly Competitive / Competitive College Access
3% graduated with Moderately Competitive College Access
70% graduated with Slightly Competitive / Near Open Admission College Access
3% graduated with unavailable college access data
21% did not graduate

How has the High School Graduation rate for students at Corliss changed over time?



College Enrollment

51%

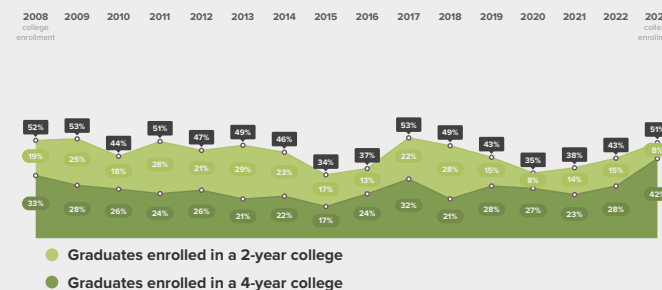
of 2023 high school graduates from Corliss enrolled in college in fall of 2023.

In which colleges did 2023 Corliss graduates enroll?

	Graduates Enrolled	URM Grad Rate	Institutional Grad Rate	Institution Type
Southern Illinois University-Carbondale	10	38%	56%	4 year

In order to preserve students' anonymity, only colleges that enrolled at least 5 students from Corliss in 2023 are included in this table.

How has the College Enrollment rate for students at Corliss changed over time?



College Persistence

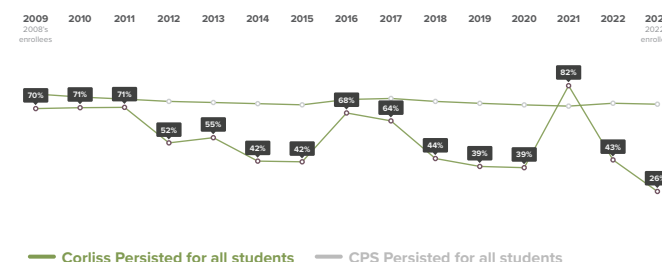
26%

of 2022 immediate enrollees from Corliss were enrolled in the fall of 2023.

Where are 2022 Corliss graduates after 4 semesters?

2-year enrollees	4-year enrollees
2022 Immediate Enrollees from Corliss	2022 Immediate Enrollees from Corliss
0% transferred to 4-year college	33% remained in a 4-year college
12% remained in a 2-year college	0% transferred to a 2-year college
88% did not persist	67% did not persist

How has the College Persistence rate for students at Corliss changed over time?



College Completion

5%

of 2017 immediate enrollees from Corliss completed a degree or credential by spring of 2023.

What credentials did 2017 Corliss graduates complete and how did college completion at Corliss compare to completion across CPS?

College Completion by 2023	College Completion by 2023
2017 Immediate Enrollees from Corliss	2017 Immediate Enrollees from CPS
5% completed bachelor's degree	36% completed bachelor's degree
0% completed associate degree or certificate	10% completed associate degree or certificate
95% did not complete college	53% did not complete college

How has the College Completion rate for students at Corliss changed over time?

