

9th Grade Enrollment

501

first-time 9th graders enrolled in Whitney Young in 2022–2023.

In which community areas do Whitney Young's 2022–2023 9th graders live?

Community Area	Number of 9th Graders	Percentage of 9th Graders
Near West Side	39	8%
Bridgeport	38	8%
Brighton Park	28	6%
West Town	21	4%
New City	21	4%
Other	354	71%

How do I use this dataset?

This report provides a snapshot of what 6 important milestones on the path to college completion look like for students at Whitney Young. The report can be a starting place to ask deeper questions about Whitney Young's data using the To&Through Online Milestones Tool like:

- What are the current milestone rates? How do these rates differ for different student groups?
- How have trends in these milestones changed overtime? What historical context and factors may have affected these rates?
- What additional context about student experiences can help me better understand these milestone rates?

Take a deeper dive into the data at
<https://toandthrough.uchicago.edu/tool/>

9th Grade On-Track

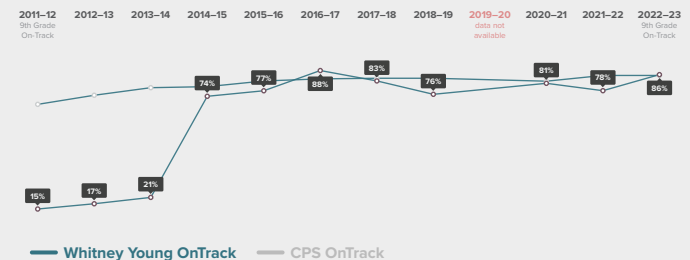
86%

of 2022–2023 first-time 9th graders at Whitney Young were on-track to graduate from high school in 4 years.

A student is considered on-track to graduate at the end of their ninth-grade year if they have:

- Completed **5** course credits and
- Failed no more than **1** semester of a core course in their first year of high school

How has the 9th Grade On-Track rate for students at Whitney Young changed over time?



High School Graduation

97%

of 2019–2020 first-time 9th graders at Whitney Young graduated high school by spring of 2023.

What colleges are 2019–2020 Whitney Young graduates able to access based on GPA and ACT scores?

86% graduated with Highly Competitive / Competitive College Access

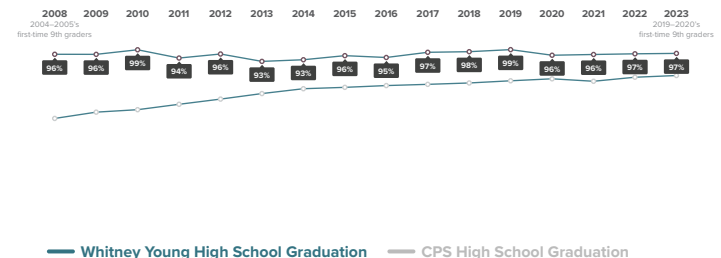
8% graduated with Moderately Competitive College Access

2% graduated with Slightly Competitive / Near Open Admission College Access

1% graduated with unavailable college access data

3% did not graduate

How has the High School Graduation rate for students at Whitney Young changed over time?



College Enrollment

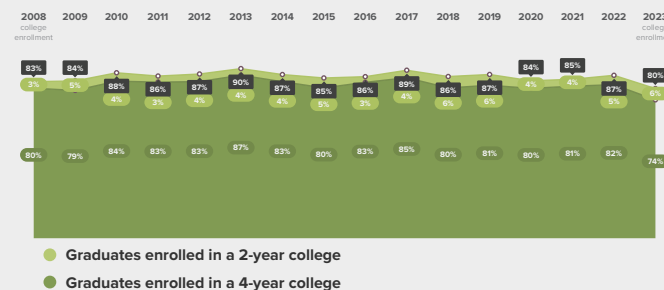
80%

of 2023 high school graduates from Whitney Young enrolled in college in fall of 2023.

In which colleges did 2023 Whitney Young graduates enroll?

	Graduates Enrolled	URM Grad Rate	Institutional Grad Rate	Institution Type
University of Illinois at Urbana-Champaign	90	73%	85%	4 year
University of Illinois at Chicago	30	52%	60%	4 year
DePaul University	16	60%	70%	4 year
Northwestern University	15	94%	96%	4 year
University of Michigan-Ann Arbor	8	88%	93%	4 year

How has the College Enrollment rate for students at Whitney Young changed over time?



College Persistence

95%

of 2022 immediate enrollees from Whitney Young were enrolled in the fall of 2023.

Where are 2022 Whitney Young graduates after 4 semesters?

2-year enrollees

2022 Immediate Enrollees from Whitney Young

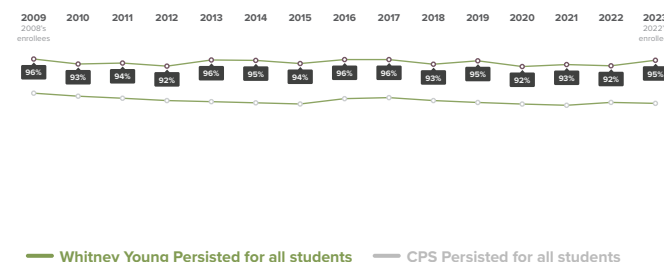
8% transferred to 4-year college
71% remained in a 2-year college
21% did not persist

4-year enrollees

2022 Immediate Enrollees from Whitney Young

94% remained in a 4-year college
2% transferred to a 2-year college
4% did not persist

How has the College Persistence rate for students at Whitney Young changed over time?



College Completion

84%

of 2017 immediate enrollees from Whitney Young completed a degree or credential by spring of 2023.

What credentials did 2017 Whitney Young graduates complete and how did college completion at Whitney Young compare to completion across CPS?

College Completion by 2021

2017 Immediate Enrollees from Whitney Young

65% completed bachelor's degree
3% completed associate degree or certificate
32% did not complete college

College Completion by 2021

2017 Immediate Enrollees from CPS

22% completed bachelor's degree
10% completed associate degree or certificate
68% did not complete college

How has the College Completion rate for students at Whitney Young changed over time?

