

9th Grade Enrollment

323

first-time 9th graders enrolled in Steinmetz in 2022–2023.

In which community areas do Steinmetz's 2022–2023 9th graders live?

Community Area	Number of 9th Graders	Percentage of 9th Graders
Belmont Cragin	142	44%
Austin	67	21%
Montclare	55	17%
Dunning	29	9%
Portage Park	13	4%
Other	17	5%

How do I use this dataset?

This report provides a snapshot of what 6 important milestones on the path to college completion look like for students at Steinmetz. The report can be a starting place to ask deeper questions about Steinmetz's data using the To&Through Online Milestones Tool like:

- What are the current milestone rates? How do these rates differ for different student groups?
- How have trends in these milestones changed overtime? What historical context and factors may have affected these rates?
- What additional context about student experiences can help me better understand these milestone rates?

Take a deeper dive into the data at
<https://toandthrough.uchicago.edu/tool/>

9th Grade On-Track

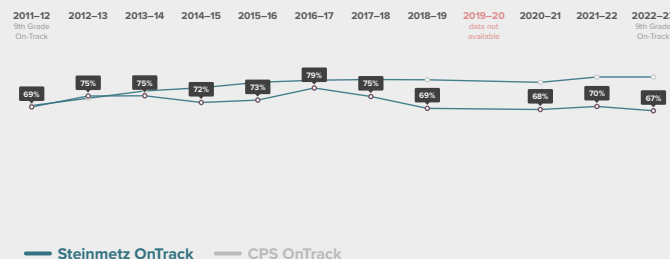
67%

of 2022–2023 first-time 9th graders at Steinmetz were on-track to graduate from high school in 4 years.

A student is considered on-track to graduate at the end of their ninth-grade year if they have:

- Completed **5** course credits and
- Failed no more than **1** semester of a core course in their first year of high school

How has the 9th Grade On-Track rate for students at Steinmetz changed over time?



High School Graduation

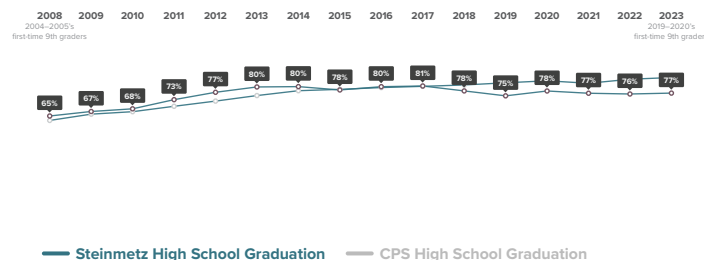
77%

of 2019–2020 first-time 9th graders at Steinmetz graduated high school by spring of 2023.

What colleges are 2019–2020 Steinmetz graduates able to access based on GPA and ACT scores?

8% graduated with Highly Competitive / Competitive College Access
 13% graduated with Moderately Competitive College Access
 54% graduated with Slightly Competitive / Near Open Admission College Access
 2% graduated with unavailable college access data
 23% did not graduate

How has the High School Graduation rate for students at Steinmetz changed over time?



College Enrollment

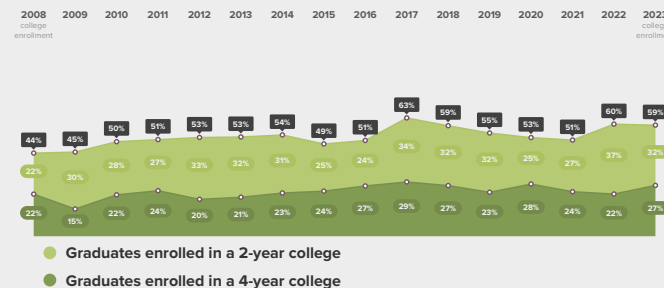
59%

of 2023 high school graduates from Steinmetz enrolled in college in fall of 2023.

In which colleges did 2023 Steinmetz graduates enroll?

	Graduates Enrolled	URM Grad Rate	Institutional Grad Rate	Institution Type
City Colleges of Chicago-Wilbur Wright College	42	31%	33%	2 year
University of Illinois at Chicago	11	52%	60%	4 year
Columbia College Chicago	7	44%	48%	4 year
Northern Illinois University	6	34%	50%	4 year
Northeastern Illinois University	5	11%	17%	4 year

How has the College Enrollment rate for students at Steinmetz changed over time?



College Persistence

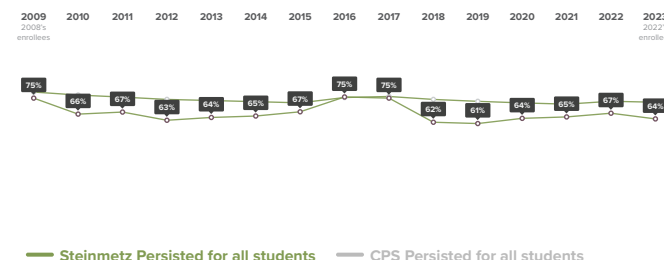
64%

of 2022 immediate enrollees from Steinmetz were enrolled in the fall of 2023.

Where are 2022 Steinmetz graduates after 4 semesters?

2-year enrollees	4-year enrollees
2022 Immediate Enrollees from Steinmetz	2022 Immediate Enrollees from Steinmetz
0% transferred to 4-year college	69% remained in a 4-year college
59% remained in a 2-year college	2% transferred to a 2-year college
41% did not persist	29% did not persist

How has the College Persistence rate for students at Steinmetz changed over time?



College Completion

30%

of 2017 immediate enrollees from Steinmetz completed a degree or credential by spring of 2023.

What credentials did 2017 Steinmetz graduates complete and how did college completion at Steinmetz compare to completion across CPS?

College Completion by 2023	College Completion by 2023
2017 Immediate Enrollees from Steinmetz	2017 Immediate Enrollees from CPS
15% completed bachelor's degree	36% completed bachelor's degree
14% completed associate degree or certificate	10% completed associate degree or certificate
70% did not complete college	53% did not complete college

How has the College Completion rate for students at Steinmetz changed over time?

