

9th Grade Enrollment

451

first-time 9th graders enrolled in Mather in 2022–2023.

In which community areas do Mather's 2022–2023 9th graders live?

Community Area	Number of 9th Graders	Percentage of 9th Graders
West Ridge	252	56%
Rogers Park	43	10%
North Park	37	8%
Albany Park	31	7%
Lincoln Square	23	5%
Other	65	14%

How do I use this dataset?

This report provides a snapshot of what 6 important milestones on the path to college completion look like for students at Mather. The report can be a starting place to ask deeper questions about Mather's data using the To&Through Online Milestones Tool like:

- What are the current milestone rates? How do these rates differ for different student groups?
- How have trends in these milestones changed overtime? What historical context and factors may have affected these rates?
- What additional context about student experiences can help me better understand these milestone rates?

Take a deeper dive into the data at
<https://toandthrough.uchicago.edu/tool/>

9th Grade On-Track

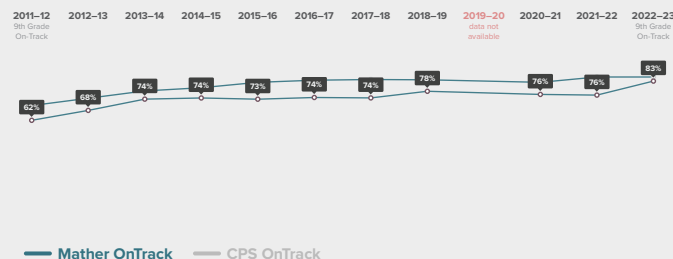
83%

of 2022–2023 first-time 9th graders at Mather were on-track to graduate from high school in 4 years.

A student is considered on-track to graduate at the end of their ninth-grade year if they have:

- Completed **5** course credits and
- Failed no more than **1** semester of a core course in their first year of high school

How has the 9th Grade On-Track rate for students at Mather changed over time?



High School Graduation

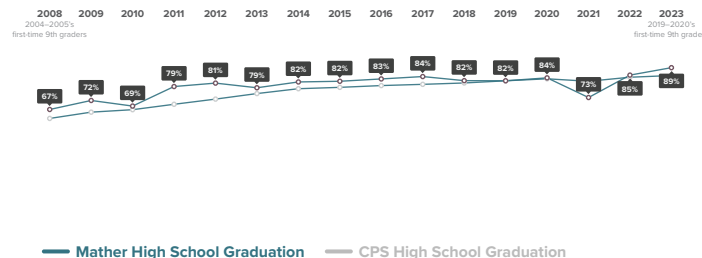
89%

of 2019–2020 first-time 9th graders at Mather graduated high school by spring of 2023.

What colleges are 2019–2020 Mather graduates able to access based on GPA and ACT scores?

14% graduated with Highly Competitive / Competitive College Access
 15% graduated with Moderately Competitive College Access
 57% graduated with Slightly Competitive / Near Open Admission College Access
 3% graduated with unavailable college access data
 11% did not graduate

How has the High School Graduation rate for students at Mather changed over time?



College Enrollment

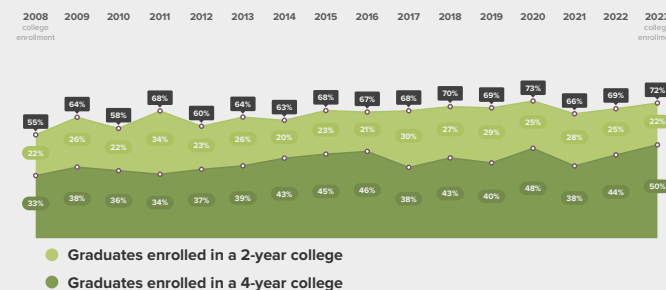
72%

of 2023 high school graduates from Mather enrolled in college in fall of 2023.

In which colleges did 2023 Mather graduates enroll?

	Graduates Enrolled	URM Grad Rate	Institutional Grad Rate	Institution Type
University of Illinois at Chicago	37	52%	60%	4 year
City Colleges of Chicago-Wilbur Wright College	27	31%	33%	2 year
Northeastern Illinois University	27	11%	17%	4 year
North Park University	20	46%	56%	4 year
City Colleges of Chicago-Harry S Truman College	18	25%	31%	2 year

How has the College Enrollment rate for students at Mather changed over time?



College Persistence

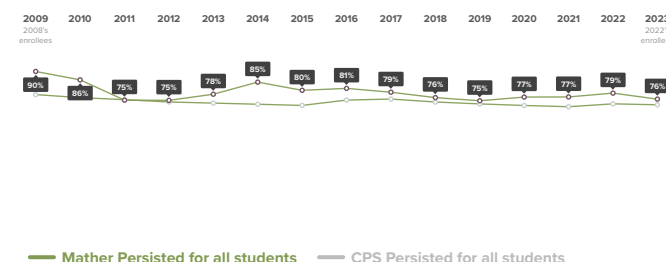
76%

of 2022 immediate enrollees from Mather were enrolled in the fall of 2023.

Where are 2022 Mather graduates after 4 semesters?

2-year enrollees	4-year enrollees
2022 Immediate Enrollees from Mather	2022 Immediate Enrollees from Mather
2% transferred to 4-year college	79% remained in a 4-year college
60% remained in a 2-year college	4% transferred to a 2-year college
37% did not persist	17% did not persist

How has the College Persistence rate for students at Mather changed over time?



College Completion

52%

of 2017 immediate enrollees from Mather completed a degree or credential by spring of 2023.

What credentials did 2017 Mather graduates complete and how did college completion at Mather compare to completion across CPS?

College Completion by 2023	College Completion by 2023
2017 Immediate Enrollees from Mather	2017 Immediate Enrollees from CPS
39% completed bachelor's degree	36% completed bachelor's degree
14% completed associate degree or certificate	10% completed associate degree or certificate
48% did not complete college	53% did not complete college

How has the College Completion rate for students at Mather changed over time?

