

9th Grade Enrollment

1,145

first-time 9th graders enrolled in Lane Tech in 2022–2023.

In which community areas do Lane Tech's 2022–2023 9th graders live?

Community Area	Number of 9th Graders	Percentage of 9th Graders
West Ridge	74	6%
Belmont Cragin	71	6%
North Center	69	6%
Irving Park	58	5%
Portage Park	56	5%
Other	817	71%

How do I use this dataset?

This report provides a snapshot of what 6 important milestones on the path to college completion look like for students at Lane Tech. The report can be a starting place to ask deeper questions about Lane Tech's data using the To&Through Online Milestones Tool like:

- What are the current milestone rates? How do these rates differ for different student groups?
- How have trends in these milestones changed overtime? What historical context and factors may have affected these rates?
- What additional context about student experiences can help me better understand these milestone rates?

Take a deeper dive into the data at
<https://toandthrough.uchicago.edu/tool/>

9th Grade On-Track

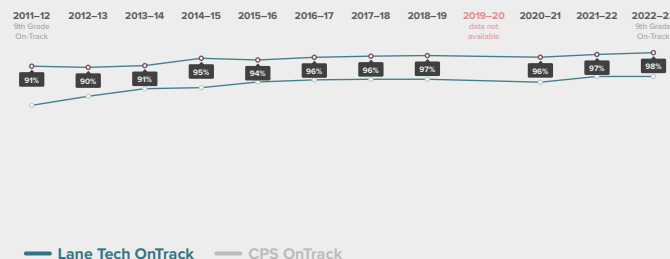
98%

of 2022–2023 first-time 9th graders at Lane Tech were on-track to graduate from high school in 4 years.

A student is considered on-track to graduate at the end of their ninth-grade year if they have:

- Completed **5** course credits and
- Failed no more than **1** semester of a core course in their first year of high school

How has the 9th Grade On-Track rate for students at Lane Tech changed over time?



High School Graduation

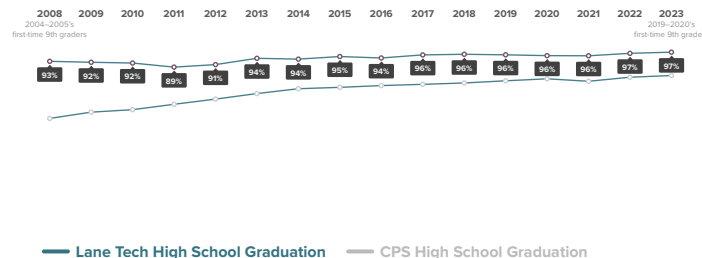
97%

of 2019–2020 first-time 9th graders at Lane Tech graduated high school by spring of 2023.

What colleges are 2019–2020 Lane Tech graduates able to access based on GPA and ACT scores?

83% graduated with Highly Competitive / Competitive College Access
 11% graduated with Moderately Competitive College Access
 4% graduated with Slightly Competitive / Near Open Admission College Access
 0% graduated with unavailable college access data
 3% did not graduate

How has the High School Graduation rate for students at Lane Tech changed over time?



College Enrollment

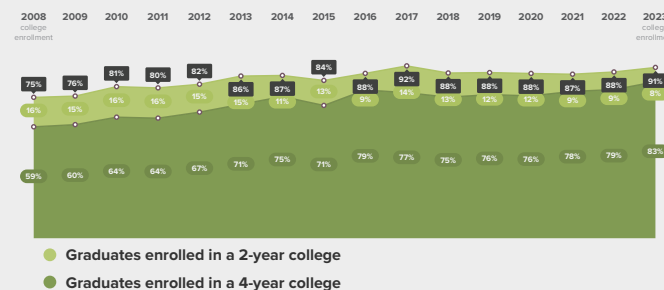
91%

of 2023 high school graduates from Lane Tech enrolled in college in fall of 2023.

In which colleges did 2023 Lane Tech graduates enroll?

	Graduates Enrolled	URM Grad Rate	Institutional Grad Rate	Institution Type
University of Illinois at Urbana-Champaign	161	73%	85%	4 year
University of Illinois at Chicago	101	52%	60%	4 year
DePaul University	57	60%	70%	4 year
Loyola University Chicago	35	71%	77%	4 year
City Colleges of Chicago-Wilbur Wright College	34	31%	33%	2 year

How has the College Enrollment rate for students at Lane Tech changed over time?



College Persistence

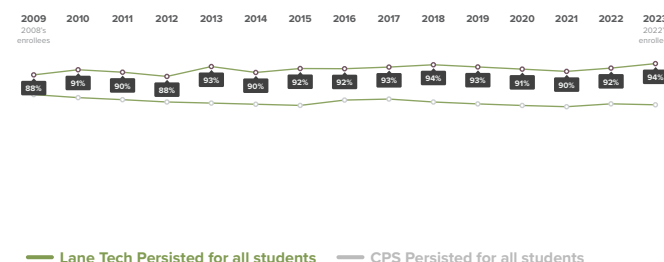
94%

of 2022 immediate enrollees from Lane Tech were enrolled in the fall of 2023.

Where are 2022 Lane Tech graduates after 4 semesters?

2-year enrollees	4-year enrollees
2022 Immediate Enrollees from Lane Tech	2022 Immediate Enrollees from Lane Tech
3% transferred to 4-year college	93% remained in a 4-year college
77% remained in a 2-year college	3% transferred to a 2-year college
20% did not persist	4% did not persist

How has the College Persistence rate for students at Lane Tech changed over time?



College Completion

78%

of 2017 immediate enrollees from Lane Tech completed a degree or credential by spring of 2023.

What credentials did 2017 Lane Tech graduates complete and how did college completion at Lane Tech compare to completion across CPS?

College Completion by 2021	College Completion by 2021
2017 Immediate Enrollees from Lane Tech	2017 Immediate Enrollees from CPS
51% completed bachelor's degree	22% completed bachelor's degree
9% completed associate degree or certificate	10% completed associate degree or certificate
39% did not complete college	68% did not complete college

How has the College Completion rate for students at Lane Tech changed over time?

