

9th Grade Enrollment

246

first-time 9th graders enrolled in Noble St - UIC in 2022–2023.

In which community areas do Noble St - UIC's 2022–2023 9th graders live?

Community Area	Number of 9th Graders	Percentage of 9th Graders
Near West Side	36	15%
South Lawndale	30	12%
Lower West Side	22	9%
North Lawndale	19	8%
Austin	17	7%
Other	122	50%

How do I use this dataset?

This report provides a snapshot of what 6 important milestones on the path to college completion look like for students at Noble St - UIC. The report can be a starting place to ask deeper questions about Noble St - UIC's data using the To&Through Online Milestones Tool like:

- What are the current milestone rates? How do these rates differ for different student groups?
- How have trends in these milestones changed overtime? What historical context and factors may have affected these rates?
- What additional context about student experiences can help me better understand these milestone rates?

Take a deeper dive into the data at <https://toandthrough.uchicago.edu/tool/>

9th Grade On-Track

-

of 2022–2023 first-time 9th graders at Noble St - UIC were on-track to graduate from high school in 4 years.

A student is considered on-track to graduate at the end of their ninth-grade year if they have:

- Completed **5** course credits and
- Failed no more than **1** semester of a core course in their first year of high school

How has the 9th Grade On-Track rate for students at Noble St - UIC changed over time?

This graph did not show enough recent data and has been disabled.

This happens when, in two or more of the most recent five years, data was not available or there were fewer than 10 students in a group.

High School Graduation

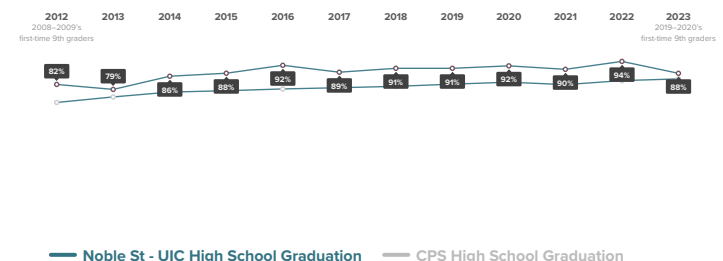
88%

of 2019–2020 first-time 9th graders at Noble St - UIC graduated high school by spring of 2023.

What colleges are 2019–2020 Noble St - UIC graduates able to access based on GPA and ACT scores?

1% graduated with Highly Competitive / Competitive College Access
 1% graduated with Moderately Competitive College Access
 1% graduated with Slightly Competitive / Near Open Admission College Access
 85% graduated with unavailable college access data
 12% did not graduate

How has the High School Graduation rate for students at Noble St - UIC changed over time?



College Enrollment

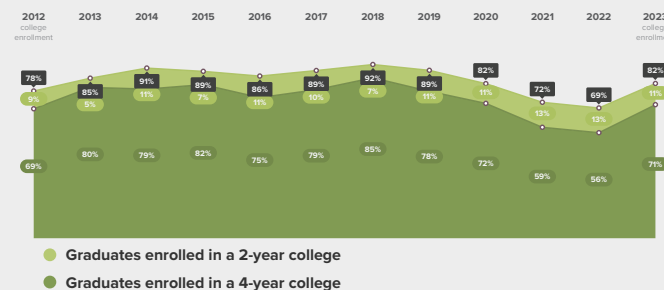
82%

of 2023 high school graduates from Noble St - UIC enrolled in college in fall of 2023.

In which colleges did 2023 Noble St - UIC graduates enroll?

	Graduates Enrolled	URM Grad Rate	Institutional Grad Rate	Institution Type
University of Illinois at Chicago	42	52%	60%	4 year
Northern Illinois University	16	34%	50%	4 year
Saint Xavier University	14	49%	59%	4 year
University of Illinois at Urbana-Champaign	11	73%	85%	4 year
Columbia College Chicago	7	44%	48%	4 year

How has the College Enrollment rate for students at Noble St - UIC changed over time?



College Persistence

63%

of 2022 immediate enrollees from Noble St - UIC were enrolled in the fall of 2023.

Where are 2022 Noble St - UIC graduates after 4 semesters?

2-year enrollees

2022 Immediate Enrollees from Noble St - UIC

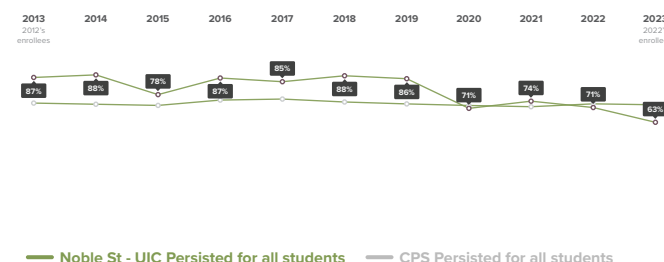
0% transferred to 4-year college
45% remained in a 2-year college
55% did not persist

4-year enrollees

2022 Immediate Enrollees from Noble St - UIC

56% remained in a 4-year college
11% transferred to a 2-year college
33% did not persist

How has the College Persistence rate for students at Noble St - UIC changed over time?



College Completion

54%

of 2017 immediate enrollees from Noble St - UIC completed a degree or credential by spring of 2023.

What credentials did 2017 Noble St - UIC graduates complete and how did college completion at Noble St - UIC compare to completion across CPS?

College Completion by 2023

2017 Immediate Enrollees from Noble St - UIC

49% completed bachelor's degree
5% completed associate degree or certificate
46% did not complete college

College Completion by 2023

2017 Immediate Enrollees from CPS

36% completed bachelor's degree
10% completed associate degree or certificate
53% did not complete college

How has the College Completion rate for students at Noble St - UIC changed over time?

