

# Noble St - Golder High School 2023 Report



## 9th Grade Enrollment

171

first-time 9th graders enrolled in Noble St - Golder in 2022–2023.

### In which community areas do Noble St - Golder's 2022–2023 9th graders live?

Community Area	Number of 9th Graders	Percentage of 9th Graders
West Town	34	20%
Humboldt Park	32	19%
Austin	22	13%
Logan Square	13	8%
Belmont Cragin	10	6%
Other	60	35%

## How do I use this dataset?

This report provides a snapshot of what 6 important milestones on the path to college completion look like for students at Noble St - Golder. The report can be a starting place to ask deeper questions about Noble St - Golder's data using the To&Through Online Milestones Tool like:

- What are the current milestone rates? How do these rates differ for different student groups?
- How have trends in these milestones changed overtime? What historical context and factors may have affected these rates?
- What additional context about student experiences can help me better understand these milestone rates?

Take a deeper dive into the data at  
<https://toandthrough.uchicago.edu/tool/>

## 9th Grade On-Track

-

of 2022–2023 first-time 9th graders at Noble St - Golder were on-track to graduate from high school in 4 years.

A student is considered on-track to graduate at the end of their ninth-grade year if they have:

- Completed 5 course credits and
- Failed no more than 1 semester of a core course in their first year of high school

### How has the 9th Grade On-Track rate for students at Noble St - Golder changed over time?

This graph did not show enough recent data and has been disabled.

This happens when, in two or more of the most recent five years, data was not available or there were fewer than 10 students in a group.

## High School Graduation

86%

of 2019–2020 first-time 9th graders at Noble St - Golder graduated high school by spring of 2023.

### What colleges are 2019–2020 Noble St - Golder graduates able to access based on GPA and ACT scores?

0% graduated with Highly Competitive / Competitive College Access

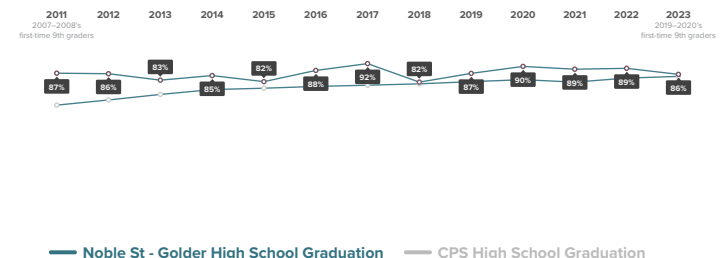
0% graduated with Moderately Competitive College Access

2% graduated with Slightly Competitive / Near Open Admission College Access

84% graduated with unavailable college access data

14% did not graduate

### How has the High School Graduation rate for students at Noble St - Golder changed over time?



## College Enrollment

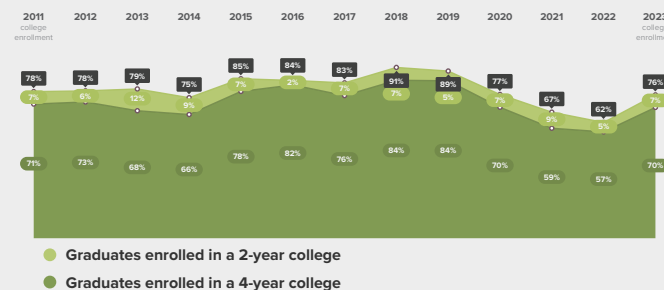
76%

of 2023 high school graduates from Noble St - Golder enrolled in college in fall of 2023.

### In which colleges did 2023 Noble St - Golder graduates enroll?

	Graduates Enrolled	URM Grad Rate	Institutional Grad Rate	Institution Type
University of Illinois at Chicago	30	52%	60%	4 year
Northern Illinois University	10	34%	50%	4 year
Northeastern Illinois University	6	11%	17%	4 year
University of Michigan-Ann Arbor	6	88%	93%	4 year
Loyola University Chicago	5	71%	77%	4 year

### How has the College Enrollment rate for students at Noble St - Golder changed over time?



## College Persistence

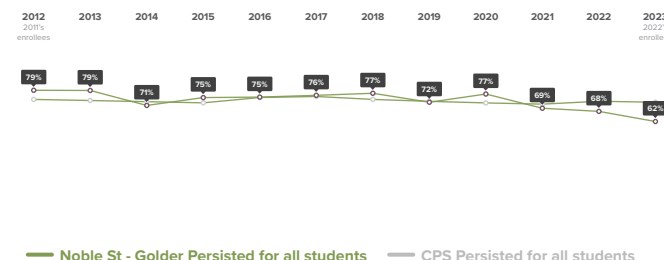
62%

of 2022 immediate enrollees from Noble St - Golder were enrolled in the fall of 2023.

### Where are 2022 Noble St - Golder graduates after 4 semesters?

2-year enrollees	4-year enrollees
2022 Immediate Enrollees from Noble St - Golder	2022 Immediate Enrollees from Noble St - Golder
0% transferred to 4-year college	58% remained in a 4-year college
62% remained in a 2-year college	4% transferred to a 2-year college
38% did not persist	38% did not persist

### How has the College Persistence rate for students at Noble St - Golder changed over time?



## College Completion

44%

of 2017 immediate enrollees from Noble St - Golder completed a degree or credential by spring of 2023.

### What credentials did 2017 Noble St - Golder graduates complete and how did college completion at Noble St - Golder compare to completion across CPS?

College Completion by 2023	College Completion by 2023
2017 Immediate Enrollees from Noble St - Golder	2017 Immediate Enrollees from CPS
40% completed bachelor's degree	36% completed bachelor's degree
4% completed associate degree or certificate	10% completed associate degree or certificate
56% did not complete college	53% did not complete college

### How has the College Completion rate for students at Noble St - Golder changed over time?

