

Chicago Arts HS High School 2023 Report



9th Grade Enrollment

153

first-time 9th graders enrolled in Chicago Arts HS in 2022–2023.

In which community areas do Chicago Arts HS's 2022–2023 9th graders live?

Community Area	Number of 9th Graders	Percentage of 9th Graders
Austin	19	12%
Belmont Cragin	10	7%
Near West Side	10	7%
Humboldt Park	8	5%
South Lawndale	7	5%
Other	99	65%

How do I use this dataset?

This report provides a snapshot of what 6 important milestones on the path to college completion look like for students at Chicago Arts HS. The report can be a starting place to ask deeper questions about Chicago Arts HS's data using the To&Through Online Milestones Tool like:

- What are the current milestone rates? How do these rates differ for different student groups?
- How have trends in these milestones changed overtime? What historical context and factors may have affected these rates?
- What additional context about student experiences can help me better understand these milestone rates?

Take a deeper dive into the data at
<https://toandthrough.uchicago.edu/tool/>

9th Grade On-Track

-

of 2022–2023 first-time 9th graders at Chicago Arts HS were on-track to graduate from high school in 4 years.

A student is considered on-track to graduate at the end of their ninth-grade year if they have:

- Completed 5 course credits and
- Failed no more than 1 semester of a core course in their first year of high school

How has the 9th Grade On-Track rate for students at Chicago Arts HS changed over time?

This graph did not show enough recent data and has been disabled.

This happens when, in two or more of the most recent five years, data was not available or there were fewer than 10 students in a group.

High School Graduation

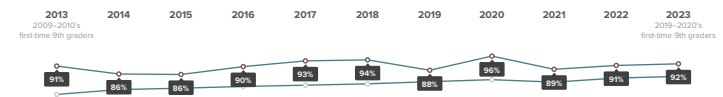
92%

of 2019–2020 first-time 9th graders at Chicago Arts HS graduated high school by spring of 2023.

What colleges are 2019–2020 Chicago Arts HS graduates able to access based on GPA and ACT scores?

3% graduated with Highly Competitive / Competitive College Access
2% graduated with Moderately Competitive College Access
2% graduated with Slightly Competitive / Near Open Admission College Access
84% graduated with unavailable college access data
8% did not graduate

How has the High School Graduation rate for students at Chicago Arts HS changed over time?



College Enrollment

82%

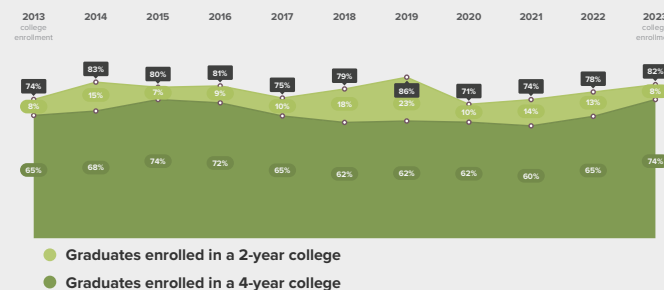
of 2023 high school graduates from Chicago Arts HS enrolled in college in fall of 2023.

In which colleges did 2023 Chicago Arts HS graduates enroll?

	Graduates Enrolled	URM Grad Rate	Institutional Grad Rate	Institution Type
Columbia College Chicago	19	44%	48%	4 year
City Colleges of Chicago-Harold Washington College	6	28%	29%	2 year
DePaul University	5	60%	70%	4 year
Northern Illinois University	5	34%	50%	4 year

In order to preserve students' anonymity, only colleges that enrolled at least 5 students from Chicago Arts HS in 2023 are included in this table.

How has the College Enrollment rate for students at Chicago Arts HS changed over time?



College Persistence

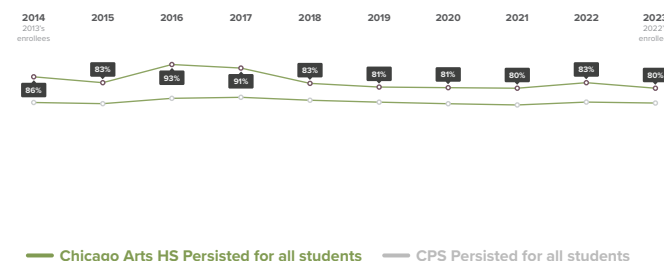
80%

of 2022 immediate enrollees from Chicago Arts HS were enrolled in the fall of 2023.

Where are 2022 Chicago Arts HS graduates after 4 semesters?

2-year enrollees	4-year enrollees
2022 Immediate Enrollees from Chicago Arts HS	2022 Immediate Enrollees from Chicago Arts HS
6% transferred to 4-year college	78% remained in a 4-year college
59% remained in a 2-year college	6% transferred to a 2-year college
35% did not persist	16% did not persist

How has the College Persistence rate for students at Chicago Arts HS changed over time?



College Completion

56%

of 2017 immediate enrollees from Chicago Arts HS completed a degree or credential by spring of 2023.

What credentials did 2017 Chicago Arts HS graduates complete and how did college completion at Chicago Arts HS compare to completion across CPS?

College Completion by 2021	College Completion by 2021
2017 Immediate Enrollees from Chicago Arts HS	2017 Immediate Enrollees from CPS
31% completed bachelor's degree	22% completed bachelor's degree
4% completed associate degree or certificate	10% completed associate degree or certificate
65% did not complete college	68% did not complete college

How has the College Completion rate for students at Chicago Arts HS changed over time?

