

## 9th Grade Enrollment



first-time 9th graders enrolled in Dyett Arts in 2021–2022.

## In which community areas do Dyett Arts's 2021–2022 9th graders live?

Community Area	Number of 9th Graders	Percentage of 9th Graders
Grand Boulevard	32	22%
Kenwood	14	10%
Washington Park	11	8%
Woodlawn	9	6%
Washington Heights	8	5%
Other	31	30%

## How do I use this dataset?

This report provides a snapshot of what 6 important milestones on the path to college completion look like for students at Dyett Arts. The report can be a starting place to ask deeper questions about Dyett Arts's data using the To&Through Online Milestones Tool like:

- What are the current milestone rates? How do these rates differ for different student groups?
- How have trends in these milestones changed overtime? What historical context and factors may have affected these rates?
- What additional context about student experiences can help me better understand these milestone rates?

Take a deeper dive into the data at <https://toandthrough.uchicago.edu/tool/>

## 9th Grade On-Track

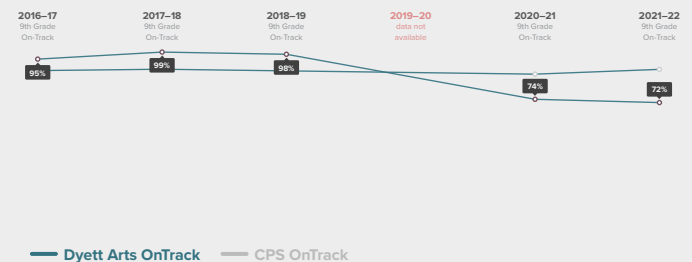


of 2021–2022 first-time 9th graders at Dyett Arts were on-track to graduate from high school in 4 years.

A student is considered on-track to graduate at the end of their ninth-grade year if they have:

- Completed **5** course credits and
- Failed no more than **1** semester of a core course in their first year of high school

## How has the 9th Grade On-Track rate for students at Dyett Arts changed over time?



## High School Graduation

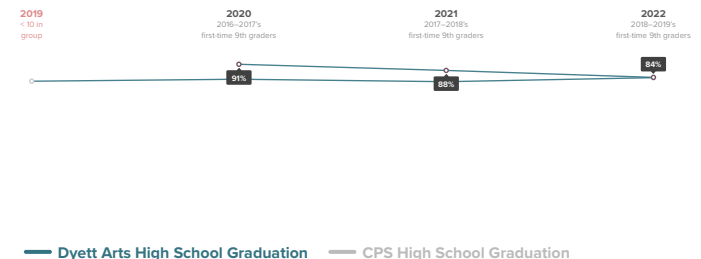


of 2018–2019 first-time 9th graders at Dyett Arts graduated high school by spring of 2022.

## What colleges are 2018–2019 Dyett Arts graduates able to access based on GPA and ACT scores?

- 16% graduated with Selective College Access
- 38% graduated with Somewhat Selective College Access
- 29% graduated with Two-Year College Access
- 1% graduated with unavailable college access data
- 16% did not graduate

## How has the High School Graduation rate for students at Dyett Arts changed over time?



## College Enrollment



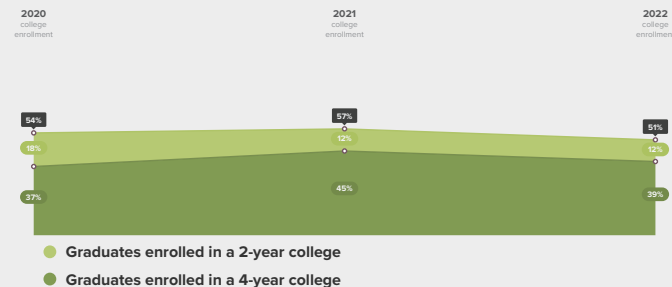
of 2022 high school graduates from Dyett Arts enrolled in college in fall of 2022.

### In which colleges did 2022 Dyett Arts graduates enroll?

	Graduates Enrolled	URM Grad Rate	Institutional Grad Rate	Institution Type
Columbia College Chicago	7	39%	51%	4 year
Illinois State University	6	51%	67%	4 year
Millikin University	6	43%	55%	4 year

*In order to preserve students' anonymity, only colleges that enrolled at least 5 students from Dyett Arts in 2022 are included in this table.*

### How has the College Enrollment rate for students at Dyett Arts changed over time?



## College Persistence




of 2020 immediate enrollees from Dyett Arts were enrolled in the fall of 2021.

### Where are 2020 Dyett Arts graduates after 4 semesters?

2-year enrollees	4-year enrollees
2020 Immediate Enrollees from Dyett Arts	2020 Immediate Enrollees from Dyett Arts
9% transferred to 4-year college	16% remained in a 4-year college
41% remained in a 2-year college	4% transferred to a 2-year college
50% did not persist	80% did not persist

### How has the College Persistence rate for students at Dyett Arts changed over time?



## College Completion



of 2016 immediate enrollees from Dyett Arts completed a degree or credential by spring of 2022.

### What credentials did 2016 Dyett Arts graduates complete and how did college completion at Dyett Arts compare to completion across CPS?

College Completion by 2022	College Completion by 2022
2016 Immediate Enrollees from Dyett Arts	2016 Immediate Enrollees from CPS
Data not available	38% completed bachelor's degree
	10% completed associate degree or certificate
	52% did not complete college

### How has the College Completion rate for students at Dyett Arts changed over time?

This graph did not show enough recent data and has been disabled.

This happens when, in two or more of the most recent five years, data was not available or there were fewer than 10 students in a group.