

9th Grade Enrollment



first-time 9th graders enrolled in ASPIRA Business/Finance in 2021–2022.

In which community areas do ASPIRA Business/Finance’s 2021–2022 9th graders live?

Community Area	Number of 9th Graders	Percentage of 9th Graders
Logan Square	18	16%
Belmont Cragin	17	15%
Avondale	13	12%
Humboldt Park	12	11%
Hermosa	10	9%
Other	28	29%

How do I use this dataset?

This report provides a snapshot of what 6 important milestones on the path to college completion look like for students at ASPIRA Business/Finance. The report can be a starting place to ask deeper questions about ASPIRA Business/Finance’s data using the To&Through Online Milestones Tool like:

- What are the current milestone rates? How do these rates differ for different student groups?
- How have trends in these milestones changed overtime? What historical context and factors may have affected these rates?
- What additional context about student experiences can help me better understand these milestone rates?

Take a deeper dive into the data at
<https://toandthrough.uchicago.edu/tool/>

9th Grade On-Track



of 2021–2022 first-time 9th graders at ASPIRA Business/Finance were on-track to graduate from high school in 4 years.

A student is considered on-track to graduate at the end of their ninth-grade year if they have:

- Completed **5** course credits and
- Failed no more than **1** semester of a core course in their first year of high school

How has the 9th Grade On-Track rate for students at ASPIRA Business/Finance changed over time?

This graph did not show enough recent data and has been disabled.

This happens when, in two or more of the most recent five years, data was not available or there were fewer than 10 students in a group.

High School Graduation

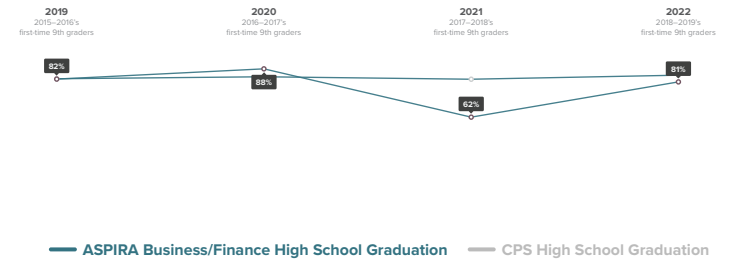


0% of 2018–2019 first-time 9th graders at ASPIRA Business/Finance graduated high school by spring of 2022.

What colleges are 2018–2019 ASPIRA Business/Finance graduates able to access based on GPA and ACT scores?

- 0% graduated with Selective College Access
- 0% graduated with Somewhat Selective College Access
- 0% graduated with Two-Year College Access
- 81% graduated with unavailable college access data
- 19% did not graduate

How has the High School Graduation rate for students at ASPIRA Business/Finance changed over time?



College Enrollment



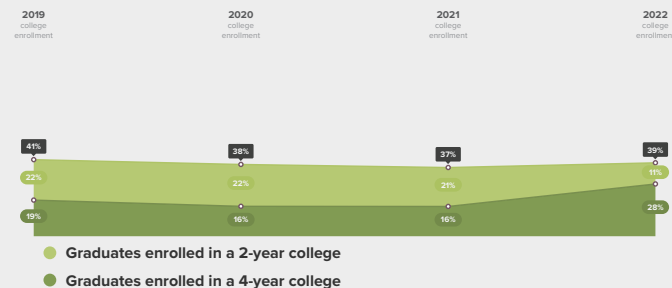
of 2022 high school graduates from ASPIRA Business/Finance enrolled in college in fall of 2022.

In which colleges did 2022 ASPIRA Business/Finance graduates enroll?

	Graduates Enrolled	URM Grad Rate	Institutional Grad Rate	Institution Type
Northeastern Illinois University	12	16%	21%	4 year
University of Illinois at Chicago	7	53%	62%	4 year
City Colleges of Chicago-Wilbur Wright College	6	23%	29%	2 year

In order to preserve students' anonymity, only colleges that enrolled at least 5 students from ASPIRA Business/Finance in 2022 are included in this table.

How has the College Enrollment rate for students at ASPIRA Business/Finance changed over time?



College Persistence




of 2020 immediate enrollees from ASPIRA Business/Finance were enrolled in the fall of 2021.

Where are 2020 ASPIRA Business/Finance graduates after 4 semesters?

2-year enrollees	4-year enrollees
2020 Immediate Enrollees from ASPIRA Business/Finance	2020 Immediate Enrollees from ASPIRA Business/Finance
0% transferred to 4-year college	56% remained in a 4-year college
34% remained in a 2-year college	4% transferred to a 2-year college
66% did not persist	40% did not persist

How has the College Persistence rate for students at ASPIRA Business/Finance changed over time?



College Completion



of 2016 immediate enrollees from ASPIRA Business/Finance completed a degree or credential by spring of 2022.

What credentials did 2016 ASPIRA Business/Finance graduates complete and how did college completion at ASPIRA Business/Finance compare to completion across CPS?

College Completion by 2022	College Completion by 2022
2016 Immediate Enrollees from ASPIRA Business/Finance	2016 Immediate Enrollees from CPS
Data not available	38% completed bachelor's degree
	10% completed associate degree or certificate
	52% did not complete college

How has the College Completion rate for students at ASPIRA Business/Finance changed over time?

This graph did not show enough recent data and has been disabled.

This happens when, in two or more of the most recent five years, data was not available or there were fewer than 10 students in a group.