

Noble St - Noble Academy High School 2022 Report



9th Grade Enrollment



first-time 9th graders enrolled in Noble St - Noble Academy in 2021–2022.

In which community areas do Noble St - Noble Academy's 2021–2022 9th graders live?

Community Area	Number of 9th Graders	Percentage of 9th Graders
Austin	17	11%
Humboldt Park	11	7%
Belmont Cragin	9	6%
Bridgeport	9	6%
Logan Square	9	6%
Other	22	29%

How do I use this dataset?

This report provides a snapshot of what 6 important milestones on the path to college completion look like for students at Noble St - Noble Academy. The report can be a starting place to ask deeper questions about Noble St - Noble Academy's data using the To&Through Online Milestones Tool like:

- What are the current milestone rates? How do these rates differ for different student groups?
- How have trends in these milestones changed overtime? What historical context and factors may have affected these rates?
- What additional context about student experiences can help me better understand these milestone rates?

Take a deeper dive into the data at
<https://toandthrough.uchicago.edu/tool/>

9th Grade On-Track



of 2021–2022 first-time 9th graders at Noble St - Noble Academy were on-track to graduate from high school in 4 years.

A student is considered on-track to graduate at the end of their ninth-grade year if they have:

- Completed 5 course credits and
- Failed no more than 1 semester of a core course in their first year of high school

How has the 9th Grade On-Track rate for students at Noble St - Noble Academy changed over time?

This graph did not show enough recent data and has been disabled.

This happens when, in two or more of the most recent five years, data was not available or there were fewer than 10 students in a group.

High School Graduation

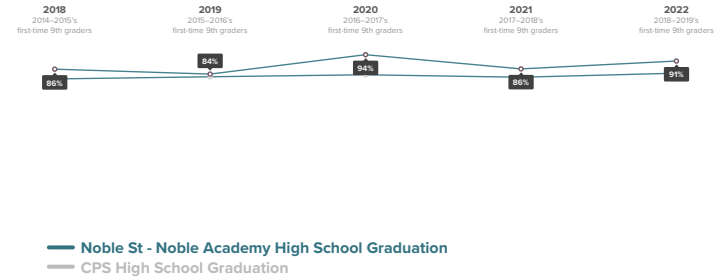


of 2018–2019 first-time 9th graders at Noble St - Noble Academy graduated high school by spring of 2022.

What colleges are 2018–2019 Noble St - Noble Academy graduates able to access based on GPA and ACT scores?

- 0% graduated with Selective College Access
- 0% graduated with Somewhat Selective College Access
- 0% graduated with Two-Year College Access
- 91% graduated with unavailable college access data
- 9% did not graduate

How has the High School Graduation rate for students at Noble St - Noble Academy changed over time?



College Enrollment

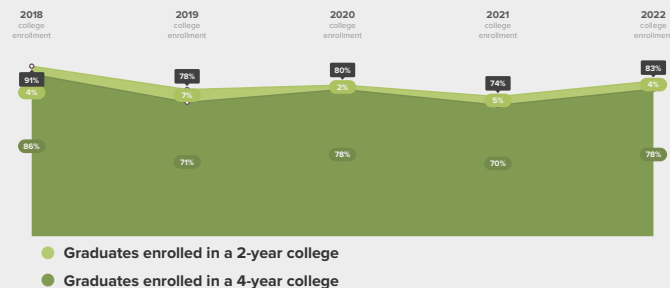


100% of 2022 high school graduates from Noble St - Noble Academy enrolled in college in fall of 2022.

In which colleges did 2022 Noble St - Noble Academy graduates enroll?

	Graduates Enrolled	URM Grad Rate	Institutional Grad Rate	Institution Type
University of Illinois at Chicago	16	53%	62%	4 year
Northern Illinois University	9	39%	51%	4 year
Illinois State University	8	51%	67%	4 year
University of Illinois at Urbana-Champaign	7	75%	85%	4 year
Western Illinois University	6	40%	51%	4 year

How has the College Enrollment rate for students at Noble St - Noble Academy changed over time?



College Persistence

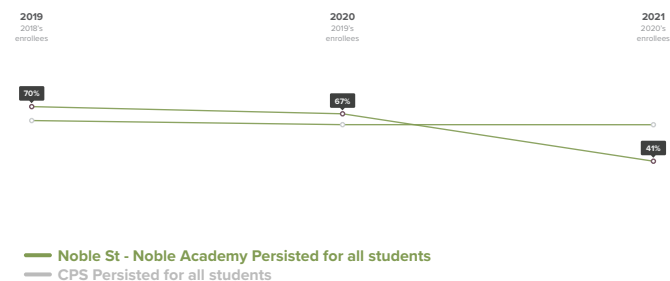


100% of 2020 immediate enrollees from Noble St - Noble Academy were enrolled in the fall of 2021.

Where are 2020 Noble St - Noble Academy graduates after 4 semesters?

2-year enrollees	4-year enrollees
2020 Immediate Enrollees from Noble St - Noble Academy	2020 Immediate Enrollees from Noble St - Noble Academy
0% transferred to 4-year college	38% remained in a 4-year college
50% remained in a 2-year college	3% transferred to a 2-year college
50% did not persist	59% did not persist

How has the College Persistence rate for students at Noble St - Noble Academy changed over time?



College Completion



100% of 2016 immediate enrollees from Noble St - Noble Academy completed a degree or credential by spring of 2022.

What credentials did 2016 Noble St - Noble Academy graduates complete and how did college completion at Noble St - Noble Academy compare to completion across CPS?

College Completion by 2022	College Completion by 2022
2016 Immediate Enrollees from Noble St - Noble Academy	2016 Immediate Enrollees from CPS
Data not available	38% completed bachelor's degree
	10% completed associate degree or certificate
	52% did not complete college

How has the College Completion rate for students at Noble St - Noble Academy changed over time?

This graph did not show enough recent data and has been disabled.

This happens when, in two or more of the most recent five years, data was not available or there were fewer than 10 students in a group.