

9th Grade Enrollment



first-time 9th graders enrolled in Goode in 2021–2022.

In which community areas do Goode's 2021–2022 9th graders live?

Community Area	Number of 9th Graders	Percentage of 9th Graders
Ashburn	117	44%
Chicago Lawn	67	25%
West Lawn	23	9%
West Englewood	10	4%
Auburn Gresham	9	3%
Other	13	5%

How do I use this dataset?

This report provides a snapshot of what 6 important milestones on the path to college completion look like for students at Goode. The report can be a starting place to ask deeper questions about Goode's data using the To&Through Online Milestones Tool like:

- What are the current milestone rates? How do these rates differ for different student groups?
- How have trends in these milestones changed overtime? What historical context and factors may have affected these rates?
- What additional context about student experiences can help me better understand these milestone rates?

Take a deeper dive into the data at <https://toandthrough.uchicago.edu/tool/>

9th Grade On-Track



of 2021–2022 first-time 9th graders at Goode were on-track to graduate from high school in 4 years.

A student is considered on-track to graduate at the end of their ninth-grade year if they have:

- Completed **5** course credits and
- Failed no more than **1** semester of a core course in their first year of high school

How has the 9th Grade On-Track rate for students at Goode changed over time?



High School Graduation

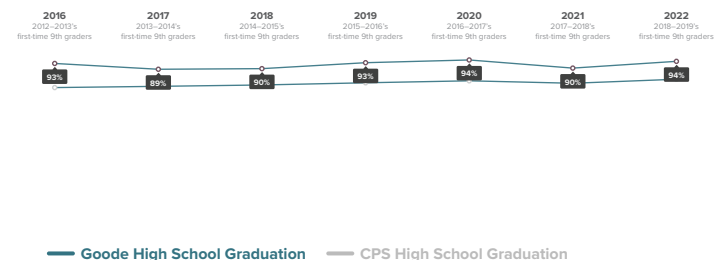


of 2018–2019 first-time 9th graders at Goode graduated high school by spring of 2022.

What colleges are 2018–2019 Goode graduates able to access based on GPA and ACT scores?

- 25% graduated with Selective College Access
- 35% graduated with Somewhat Selective College Access
- 33% graduated with Two-Year College Access
- 0% graduated with unavailable college access data
- 6% did not graduate

How has the High School Graduation rate for students at Goode changed over time?



College Enrollment

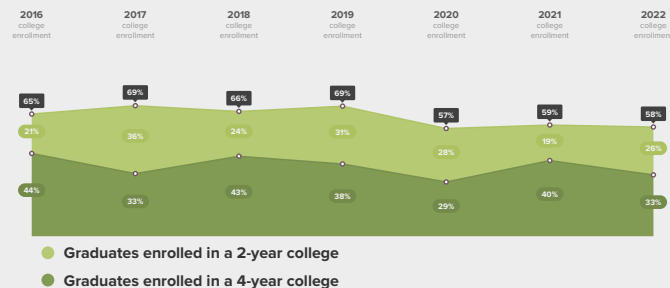


100% of 2022 high school graduates from Goode enrolled in college in fall of 2022.

In which colleges did 2022 Goode graduates enroll?

	Graduates Enrolled	URM Grad Rate	Institutional Grad Rate	Institution Type
City Colleges of Chicago-Richard J Daley College	28	24%	33%	2 year
City Colleges of Chicago-Malcolm X College	14	21%	21%	2 year
Saint Xavier University	12	42%	52%	4 year
Northern Illinois University	9	39%	51%	4 year
University of Illinois at Chicago	8	53%	62%	4 year

How has the College Enrollment rate for students at Goode changed over time?



College Persistence

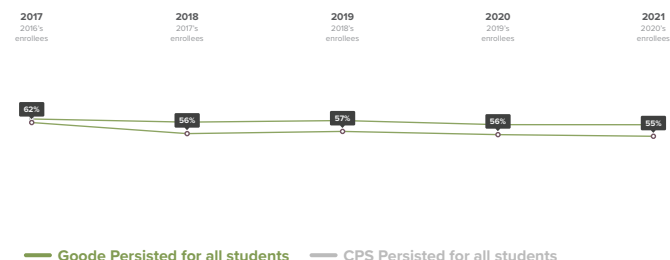


100% of 2020 immediate enrollees from Goode were enrolled in the fall of 2021.

Where are 2020 Goode graduates after 4 semesters?

2-year enrollees	4-year enrollees
2020 Immediate Enrollees from Goode	2020 Immediate Enrollees from Goode
3% transferred to 4-year college	56% remained in a 4-year college
43% remained in a 2-year college	7% transferred to a 2-year college
53% did not persist	37% did not persist

How has the College Persistence rate for students at Goode changed over time?



College Completion



100% of 2016 immediate enrollees from Goode completed a degree or credential by spring of 2022.

What credentials did 2016 Goode graduates complete and how did college completion at Goode compare to completion across CPS?

College Completion by 2022	College Completion by 2022
2016 Immediate Enrollees from Goode	2016 Immediate Enrollees from CPS
35% completed bachelor's degree	38% completed bachelor's degree
15% completed associate degree or certificate	10% completed associate degree or certificate
50% did not complete college	52% did not complete college

How has the College Completion rate for students at Goode changed over time?

