

9th Grade Enrollment



first-time 9th graders enrolled in Chicago Intl ChicagoQuest in 2021–2022.

In which community areas do Chicago Intl ChicagoQuest's 2021–2022 9th graders live?

Community Area	Number of 9th Graders	Percentage of 9th Graders
<i>No community areas to show.</i>		
<i>Fewer than 5 community areas are represented by students in this school.</i>		

How do I use this dataset?

This report provides a snapshot of what 6 important milestones on the path to college completion look like for students at Chicago Intl ChicagoQuest. The report can be a starting place to ask deeper questions about Chicago Intl ChicagoQuest's data using the To&Through Online Milestones Tool like:

- What are the current milestone rates? How do these rates differ for different student groups?
- How have trends in these milestones changed overtime? What historical context and factors may have affected these rates?
- What additional context about student experiences can help me better understand these milestone rates?

Take a deeper dive into the data at
<https://toandthrough.uchicago.edu/tool/>

9th Grade On-Track



of 2021–2022 first-time 9th graders at Chicago Intl ChicagoQuest were on-track to graduate from high school in 4 years.

A student is considered on-track to graduate at the end of their ninth-grade year if they have:

- Completed **5** course credits and
- Failed no more than **1** semester of a core course in their first year of high school

Chicago Intl ChicagoQuest changed over time?

This graph did not show enough recent data and has been disabled.

This happens when, in two or more of the most recent five years, data was not available or there were fewer than 10 students in a group.

High School Graduation

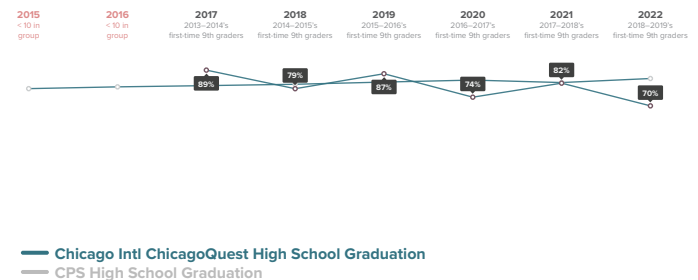


of 2018–2019 first-time 9th graders at Chicago Intl ChicagoQuest graduated high school by spring of 2022.

What colleges are 2018–2019 Chicago Intl ChicagoQuest graduates able to access based on GPA and ACT scores?

- 0% graduated with Selective College Access
- 0% graduated with Somewhat Selective College Access
- 0% graduated with Two-Year College Access
- 70% graduated with unavailable college access data
- 30% did not graduate

How has the High School Graduation rate for students at Chicago Intl ChicagoQuest changed over time?



College Enrollment

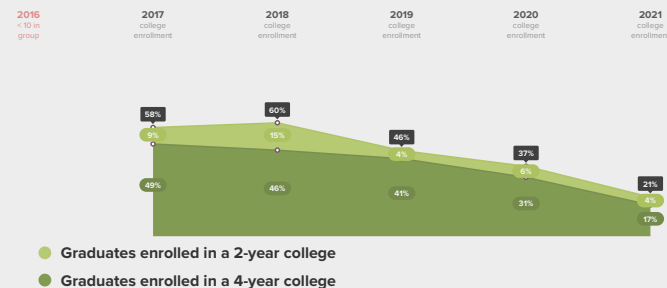


0% of 2022 high school graduates from Chicago Intl ChicagoQuest enrolled in college in fall of 2022.

In which colleges did 2022 Chicago Intl ChicagoQuest graduates enroll?

Graduates Enrolled	URM Grad Rate	Institutional Grad Rate	Institution Type
No colleges to show.			
<i>In order to preserve students' anonymity, only colleges that enrolled at least 5 students from Chicago Intl ChicagoQuest in 2022 are included in this table.</i>			

How has the College Enrollment rate for students at Chicago Intl ChicagoQuest changed over time?



College Persistence

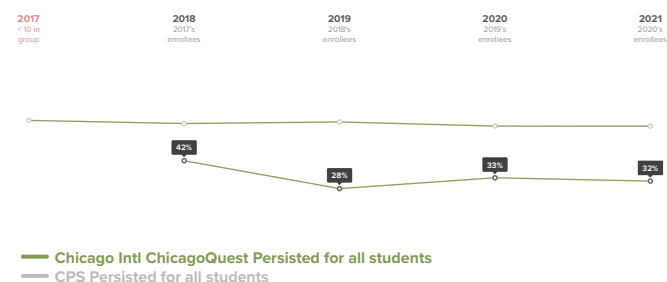


0% of 2020 immediate enrollees from Chicago Intl ChicagoQuest were enrolled in the fall of 2021.

Where are 2020 Chicago Intl ChicagoQuest graduates after 4 semesters?

2-year enrollees	4-year enrollees
2020 Immediate Enrollees from Chicago Intl ChicagoQuest	2020 Immediate Enrollees from Chicago Intl ChicagoQuest
0% transferred to 4-year college	38% remained in a 4-year college
0% remained in a 2-year college	0% transferred to a 2-year college
100% did not persist	62% did not persist

How has the College Persistence rate for students at Chicago Intl ChicagoQuest changed over time?



College Completion



0% of 2016 immediate enrollees from Chicago Intl ChicagoQuest completed a degree or credential by spring of 2022.

What credentials did 2016 Chicago Intl ChicagoQuest graduates complete and how did college completion at Chicago Intl ChicagoQuest compare to completion across CPS?

College Completion by 2022	College Completion by 2022
2016 Immediate Enrollees from Chicago Intl ChicagoQuest	2016 Immediate Enrollees from CPS
0% completed bachelor's degree	38% completed bachelor's degree
0% completed associate degree or certificate	10% completed associate degree or certificate
0% did not complete college	52% did not complete college

Not shown: Fewer than 10 students in the group

How has the College Completion rate for students at Chicago Intl ChicagoQuest changed over time?

