

Noble St - Muchin High School 2022 Report



9th Grade Enrollment



first-time 9th graders enrolled in Noble St - Muchin in 2021–2022.

In which community areas do Noble St - Muchin's 2021–2022 9th graders live?

Community Area	Number of 9th Graders	Percentage of 9th Graders
Austin	19	8%
South Lawndale	17	7%
Brighton Park	16	7%
Bridgeport	14	6%
North Lawndale	10	4%
Other	91	54%

How do I use this dataset?

This report provides a snapshot of what 6 important milestones on the path to college completion look like for students at Noble St - Muchin. The report can be a starting place to ask deeper questions about Noble St - Muchin's data using the To&Through Online Milestones Tool like:

- What are the current milestone rates? How do these rates differ for different student groups?
- How have trends in these milestones changed overtime? What historical context and factors may have affected these rates?
- What additional context about student experiences can help me better understand these milestone rates?

Take a deeper dive into the data at <https://toandthrough.uchicago.edu/tool/>

9th Grade On-Track



of 2021–2022 first-time 9th graders at Noble St - Muchin were on-track to graduate from high school in 4 years.

A student is considered on-track to graduate at the end of their ninth-grade year if they have:

- Completed 5 course credits and
- Failed no more than 1 semester of a core course in their first year of high school

How has the 9th Grade On-Track rate for students at Noble St - Muchin changed over time?

This graph did not show enough recent data and has been disabled.

This happens when, in two or more of the most recent five years, data was not available or there were fewer than 10 students in a group.

High School Graduation

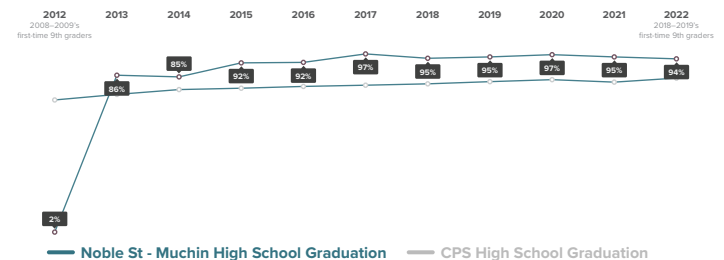


of 2018–2019 first-time 9th graders at Noble St - Muchin graduated high school by spring of 2022.

What colleges are 2018–2019 Noble St - Muchin graduates able to access based on GPA and ACT scores?

- 0% graduated with Selective College Access
- 0% graduated with Somewhat Selective College Access
- 0% graduated with Two-Year College Access
- 94% graduated with unavailable college access data
- 6% did not graduate

How has the High School Graduation rate for students at Noble St - Muchin changed over time?



College Enrollment

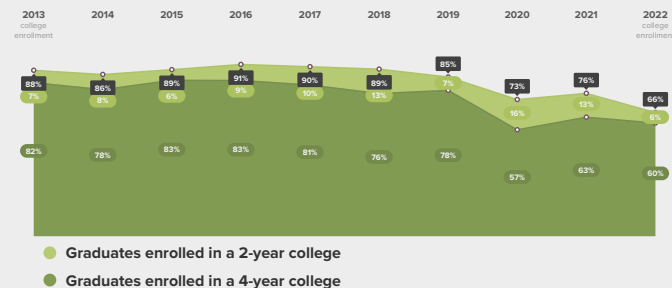


35 of 2022 high school graduates from Noble St - Muchin enrolled in college in fall of 2022.

In which colleges did 2022 Noble St - Muchin graduates enroll?

	Graduates Enrolled	URM Grad Rate	Institutional Grad Rate	Institution Type
University of Illinois at Chicago	35	53%	62%	4 year
University of Illinois at Urbana-Champaign	14	75%	85%	4 year
Illinois State University	10	51%	67%	4 year
University of Wisconsin-Madison	10	83%	89%	4 year
Northern Illinois University	9	39%	51%	4 year

How has the College Enrollment rate for students at Noble St - Muchin changed over time?



College Persistence

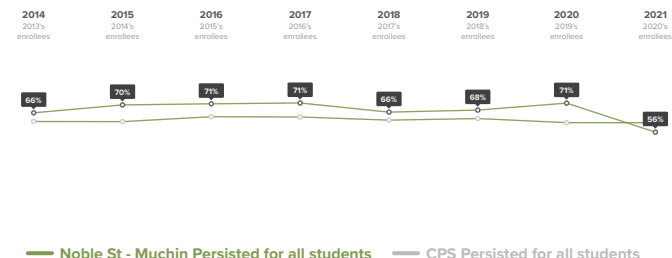


2020 immediate enrollees from Noble St - Muchin were enrolled in the fall of 2021.

Where are 2020 Noble St - Muchin graduates after 4 semesters?

2-year enrollees	4-year enrollees
2020 Immediate Enrollees from Noble St - Muchin	2020 Immediate Enrollees from Noble St - Muchin
0% transferred to 4-year college	57% remained in a 4-year college
31% remained in a 2-year college	6% transferred to a 2-year college
69% did not persist	37% did not persist

How has the College Persistence rate for students at Noble St - Muchin changed over time?



College Completion



2016 immediate enrollees from Noble St - Muchin completed a degree or credential by spring of 2022.

What credentials did 2016 Noble St - Muchin graduates complete and how did college completion at Noble St - Muchin compare to completion across CPS?

College Completion by 2022	College Completion by 2022
2016 Immediate Enrollees from Noble St - Muchin	2016 Immediate Enrollees from CPS
43% completed bachelor's degree	38% completed bachelor's degree
11% completed associate degree or certificate	10% completed associate degree or certificate
46% did not complete college	52% did not complete college

How has the College Completion rate for students at Noble St - Muchin changed over time?

