

Urban Prep - Bronzeville High School 2022 Report



9th Grade Enrollment



first-time 9th graders enrolled in Urban Prep - Bronzeville in 2021–2022.

In which community areas do Urban Prep - Bronzeville's 2021–2022 9th graders live?

Community Area	Number of 9th Graders	Percentage of 9th Graders
South Shore	9	12%
Roseland	6	8%
Washington Park	5	6%
Grand Boulevard	5	6%

In order to preserve students' anonymity, only community areas with at least 5 ninth-grade enrollees from Urban Prep - Bronzeville in are included in this table.

How do I use this dataset?

This report provides a snapshot of what 6 important milestones on the path to college completion look like for students at Urban Prep - Bronzeville. The report can be a starting place to ask deeper questions about Urban Prep - Bronzeville's data using the To&Through Online Milestones Tool like:

- What are the current milestone rates? How do these rates differ for different student groups?
- How have trends in these milestones changed overtime? What historical context and factors may have affected these rates?
- What additional context about student experiences can help me better understand these milestone rates?

Take a deeper dive into the data at <https://toandthrough.uchicago.edu/tool/>

9th Grade On-Track



of 2021–2022 first-time 9th graders at Urban Prep - Bronzeville were on-track to graduate from high school in 4 years.

A student is considered on-track to graduate at the end of their ninth-grade year if they have:

- Completed 5 course credits and
- Failed no more than 1 semester of a core course in their first year of high school

How has the 9th Grade On-Track rate for students at Urban Prep - Bronzeville changed over time?

This graph did not show enough recent data and has been disabled.

This happens when, in two or more of the most recent five years, data was not available or there were fewer than 10 students in a group.

High School Graduation

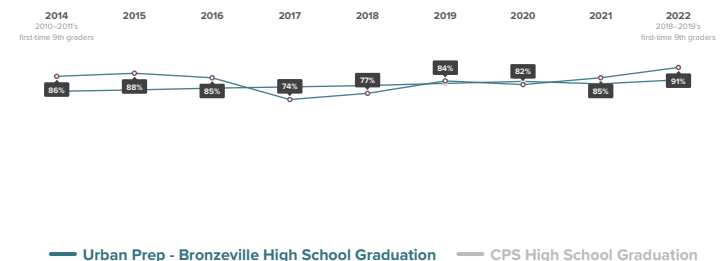


of 2018–2019 first-time 9th graders at Urban Prep - Bronzeville graduated high school by spring of 2022.

What colleges are 2018–2019 Urban Prep - Bronzeville graduates able to access based on GPA and ACT scores?

- 0% graduated with Selective College Access
- 0% graduated with Somewhat Selective College Access
- 0% graduated with Two-Year College Access
- 91% graduated with unavailable college access data
- 9% did not graduate

How has the High School Graduation rate for students at Urban Prep - Bronzeville changed over time?



College Enrollment



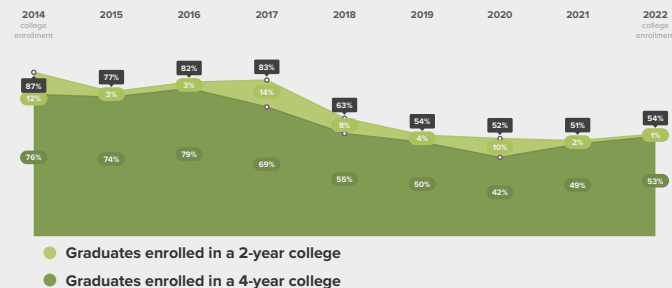
0% of 2022 high school graduates from Urban Prep - Bronzeville enrolled in college in fall of 2022.

In which colleges did 2022 Urban Prep - Bronzeville graduates enroll?

	Graduates Enrolled	URM Grad Rate	Institutional Grad Rate	Institution Type
Northern Illinois University	6	39%	51%	4 year

In order to preserve students' anonymity, only colleges that enrolled at least 5 students from Urban Prep - Bronzeville in 2022 are included in this table.

How has the College Enrollment rate for students at Urban Prep - Bronzeville changed over time?



College Persistence

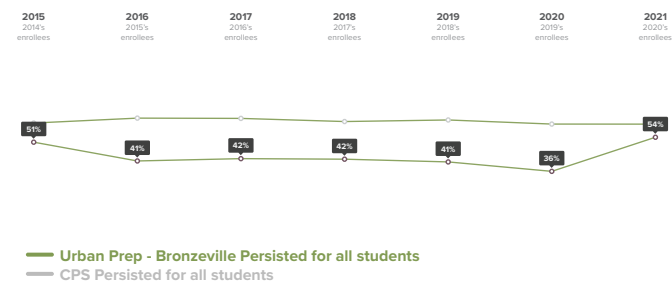


0% of 2020 immediate enrollees from Urban Prep - Bronzeville were enrolled in the fall of 2021.

Where are 2020 Urban Prep - Bronzeville graduates after 4 semesters?

2-year enrollees	4-year enrollees
2020 Immediate Enrollees from Urban Prep - Bronzeville	2020 Immediate Enrollees from Urban Prep - Bronzeville
0% transferred to 4-year college	48% remained in a 4-year college
80% remained in a 2-year college	0% transferred to a 2-year college
20% did not persist	52% did not persist

How has the College Persistence rate for students at Urban Prep - Bronzeville changed over time?



College Completion



0% of 2016 immediate enrollees from Urban Prep - Bronzeville completed a degree or credential by spring of 2022.

What credentials did 2016 Urban Prep - Bronzeville graduates complete and how did college completion at Urban Prep - Bronzeville compare to completion across CPS?

College Completion by 2022	College Completion by 2022
2016 Immediate Enrollees from Urban Prep - Bronzeville	2016 Immediate Enrollees from CPS
15% completed bachelor's degree	38% completed bachelor's degree
3% completed associate degree or certificate	10% completed associate degree or certificate
82% did not complete college	52% did not complete college

How has the College Completion rate for students at Urban Prep - Bronzeville changed over time?

