







9th Grade Enrollment



first-time 9th graders enrolled in Instituto Health Sciences in 2021–2022.

In which community areas do Instituto Health Sciences's 2021–2022 9th graders live?

| Community Area | Number of 9th Graders | Percentage of 9th Graders |
|-----------------|-----------------------|---|
| South Lawndale | 50 | 33%  |
| Lower West Side | 21 | 14%  |
| Brighton Park | 17 | 11%  |
| New City | 13 | 8%  |
| Gage Park | 8 | 5%  |
| Other | 20 | 16%  |

How do I use this dataset?

This report provides a snapshot of what 6 important milestones on the path to college completion look like for students at Instituto Health Sciences. The report can be a starting place to ask deeper questions about Instituto Health Sciences's data using the To&Through Online Milestones Tool like:

- What are the current milestone rates? How do these rates differ for different student groups?
- How have trends in these milestones changed overtime? What historical context and factors may have affected these rates?
- What additional context about student experiences can help me better understand these milestone rates?

Take a deeper dive into the data at
<https://toandthrough.uchicago.edu/tool/>

9th Grade On-Track



of 2021–2022 first-time 9th graders at Instituto Health Sciences were on-track to graduate from high school in 4 years.

A student is considered on-track to graduate at the end of their ninth-grade year if they have:

- Completed 5 course credits and
- Failed no more than 1 semester of a core course in their first year of high school

How has the 9th Grade On-Track rate for students at Instituto Health Sciences changed over time?

This graph did not show enough recent data and has been disabled.

This happens when, in two or more of the most recent five years, data was not available or there were fewer than 10 students in a group.

High School Graduation

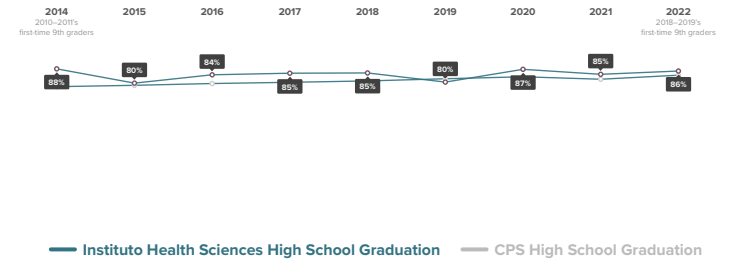


0% of 2018–2019 first-time 9th graders at Instituto Health Sciences graduated high school by spring of 2022.

What colleges are 2018–2019 Instituto Health Sciences graduates able to access based on GPA and ACT scores?

- 0% graduated with Selective College Access
- 0% graduated with Somewhat Selective College Access
- 0% graduated with Two-Year College Access
- 86% graduated with unavailable college access data
- 14% did not graduate

How has the High School Graduation rate for students at Instituto Health Sciences changed over time?



College Enrollment



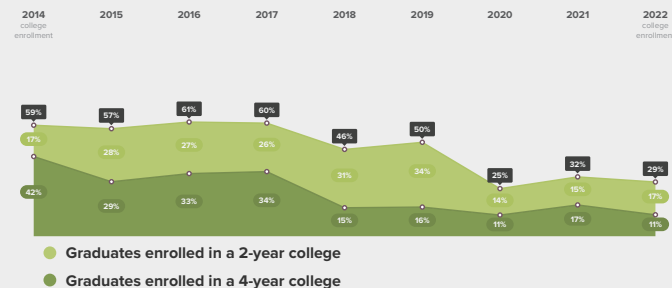
100% of 2022 high school graduates from Instituto Health Sciences enrolled in college in fall of 2022.

In which colleges did 2022 Instituto Health Sciences graduates enroll?

| | Graduates Enrolled | URM Grad Rate | Institutional Grad Rate | Institution Type |
|--|--------------------|---------------|-------------------------|------------------|
| City Colleges of Chicago-Malcolm X College | 10 | 21% | 21% | 2 year |
| City Colleges of Chicago-Richard J Daley College | 8 | 24% | 33% | 2 year |
| University of Illinois at Chicago | 6 | 53% | 62% | 4 year |

In order to preserve students' anonymity, only colleges that enrolled at least 5 students from Instituto Health Sciences in 2022 are included in this table.

How has the College Enrollment rate for students at Instituto Health Sciences changed over time?



College Persistence

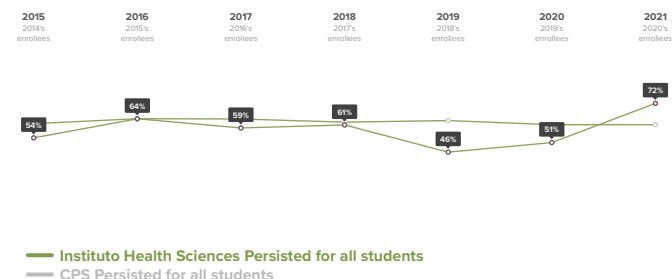


100% of 2020 immediate enrollees from Instituto Health Sciences were enrolled in the fall of 2021.

Where are 2020 Instituto Health Sciences graduates after 4 semesters?

| 2-year enrollees | 4-year enrollees |
|---|---|
| 2020 Immediate Enrollees from Instituto Health Sciences | 2020 Immediate Enrollees from Instituto Health Sciences |
| 0% transferred to 4-year college | 62% remained in a 4-year college |
| 75% remained in a 2-year college | 6% transferred to a 2-year college |
| 25% did not persist | 31% did not persist |

How has the College Persistence rate for students at Instituto Health Sciences changed over time?



College Completion



100% of 2016 immediate enrollees from Instituto Health Sciences completed a degree or credential by spring of 2022.

What credentials did 2016 Instituto Health Sciences graduates complete and how did college completion at Instituto Health Sciences compare to completion across CPS?

| College Completion by 2022 | College Completion by 2022 |
|---|---|
| 2016 Immediate Enrollees from Instituto Health Sciences | 2016 Immediate Enrollees from CPS |
| 30% completed bachelor's degree | 38% completed bachelor's degree |
| 14% completed associate degree or certificate | 10% completed associate degree or certificate |
| 56% did not complete college | 52% did not complete college |

How has the College Completion rate for students at Instituto Health Sciences changed over time?

