

## How do I use this dataset?

This report provides a snapshot of what 6 important milestones on the path to college completion look like for students at ASPIRA Early College. The report can be a starting place to ask deeper questions about ASPIRA Early College's data using the To&Through Online Milestones Tool like:

- What are the current milestone rates? How do these rates differ for different student groups?
- How have trends in these milestones changed overtime? What historical context and factors may have affected these rates?
- What additional context about student experiences can help me better understand these milestone rates?

Take a deeper dive into the data at  
<https://toandthrough.uchicago.edu/tool/>

## 9th Grade Enrollment



first-time 9th graders enrolled in ASPIRA Early College in 2021–2022.

## In which community areas do ASPIRA Early College's 2021–2022 9th graders live?

Community Area	Number of 9th Graders	Percentage of 9th Graders
Albany Park	12	16%
Humboldt Park	12	16%
Belmont Cragin	11	14%
Avondale	9	12%
Irving Park	7	9%
Other	11	18%

## 9th Grade On-Track



of 2021–2022 first-time 9th graders at ASPIRA Early College were on-track to graduate from high school in 4 years.

A student is considered on-track to graduate at the end of their ninth-grade year if they have:

- Completed **5** course credits and
- Failed no more than **1** semester of a core course in their first year of high school

## How has the 9th Grade On-Track rate for students at ASPIRA Early College changed over time?

**This graph did not show enough recent data and has been disabled.**

This happens when, in two or more of the most recent five years, data was not available or there were fewer than 10 students in a group.

## High School Graduation

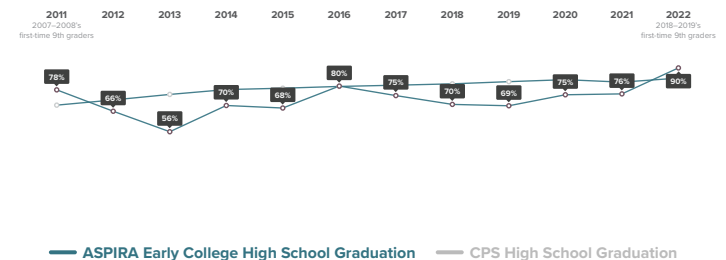


of 2018–2019 first-time 9th graders at ASPIRA Early College graduated high school by spring of 2022.

## What colleges are 2018–2019 ASPIRA Early College graduates able to access based on GPA and ACT scores?

- 0% graduated with Selective College Access
- 0% graduated with Somewhat Selective College Access
- 0% graduated with Two-Year College Access
- 90% graduated with unavailable college access data
- 10% did not graduate

## How has the High School Graduation rate for students at ASPIRA Early College changed over time?



## College Enrollment



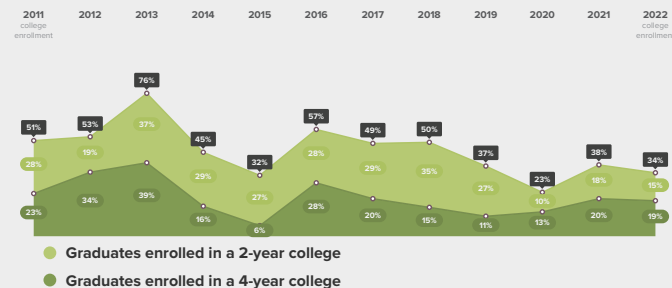
0% of 2022 high school graduates from ASPIRA Early College enrolled in college in fall of 2022.

### In which colleges did 2022 ASPIRA Early College graduates enroll?

	Graduates Enrolled	URM Grad Rate	Institutional Grad Rate	Institution Type
City Colleges of Chicago-Wilbur Wright College	6	23%	29%	2 year

*In order to preserve students' anonymity, only colleges that enrolled at least 5 students from ASPIRA Early College in 2022 are included in this table.*

### How has the College Enrollment rate for students at ASPIRA Early College changed over time?



## College Persistence

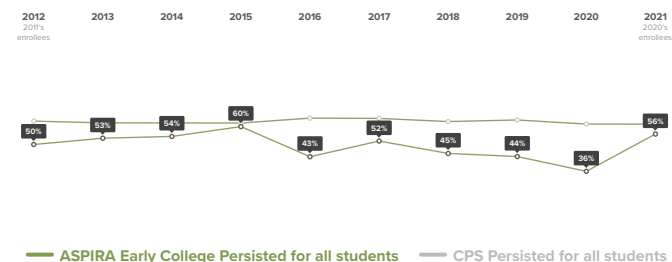


0% of 2020 immediate enrollees from ASPIRA Early College were enrolled in the fall of 2021.

### Where are 2020 ASPIRA Early College graduates after 4 semesters?

2-year enrollees	4-year enrollees
2020 Immediate Enrollees from ASPIRA Early College	2020 Immediate Enrollees from ASPIRA Early College
0% transferred to 4-year college	50% remained in a 4-year college
62% remained in a 2-year college	0% transferred to a 2-year college
38% did not persist	50% did not persist

### How has the College Persistence rate for students at ASPIRA Early College changed over time?



## College Completion



0% of 2016 immediate enrollees from ASPIRA Early College completed a degree or credential by spring of 2022.

### What credentials did 2016 ASPIRA Early College graduates complete and how did college completion at ASPIRA Early College compare to completion across CPS?

College Completion by 2022	College Completion by 2022
2016 Immediate Enrollees from ASPIRA Early College	2016 Immediate Enrollees from CPS
19% completed bachelor's degree	38% completed bachelor's degree
13% completed associate degree or certificate	10% completed associate degree or certificate
69% did not complete college	52% did not complete college

### How has the College Completion rate for students at ASPIRA Early College changed over time?

