

# Infinity Math/Science High School 2022 Report



## 9th Grade Enrollment



first-time 9th graders enrolled in Infinity Math/Science in 2021–2022.

## In which community areas do Infinity Math/Science's 2021–2022 9th graders live?

Community Area	Number of 9th Graders	Percentage of 9th Graders
South Lawndale	99	87%
North Lawndale	9	8%

*In order to preserve students' anonymity, only community areas with at least 5 ninth-grade enrollees from Infinity Math/Science in are included in this table.*

## How do I use this dataset?

This report provides a snapshot of what 6 important milestones on the path to college completion look like for students at Infinity Math/Science. The report can be a starting place to ask deeper questions about Infinity Math/Science's data using the To&Through Online Milestones Tool like:

- What are the current milestone rates? How do these rates differ for different student groups?
- How have trends in these milestones changed overtime? What historical context and factors may have affected these rates?
- What additional context about student experiences can help me better understand these milestone rates?

Take a deeper dive into the data at <https://toandthrough.uchicago.edu/tool/>

## 9th Grade On-Track

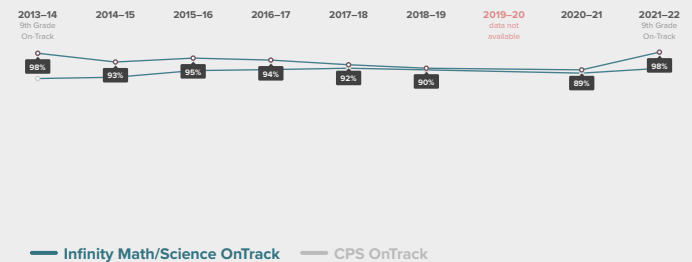


of 2021–2022 first-time 9th graders at Infinity Math/Science were on-track to graduate from high school in 4 years.

A student is considered on-track to graduate at the end of their ninth-grade year if they have:

- Completed 5 course credits and
- Failed no more than 1 semester of a core course in their first year of high school

## Infinity Math/Science changed over time?



## High School Graduation

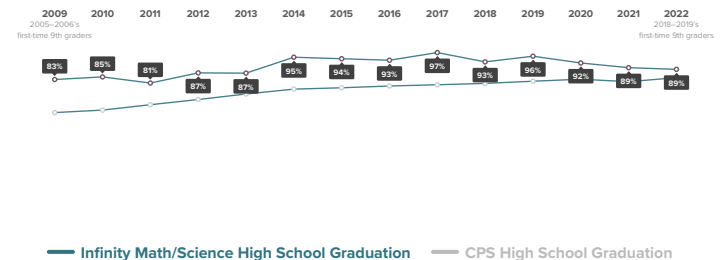


of 2018–2019 first-time 9th graders at Infinity Math/Science graduated high school by spring of 2022.

## What colleges are 2018–2019 Infinity Math/Science graduates able to access based on GPA and ACT scores?

- 28% graduated with Selective College Access
- 29% graduated with Somewhat Selective College Access
- 31% graduated with Two-Year College Access
- 0% graduated with unavailable college access data
- 11% did not graduate

## How has the High School Graduation rate for students at Infinity Math/Science changed over time?



## College Enrollment



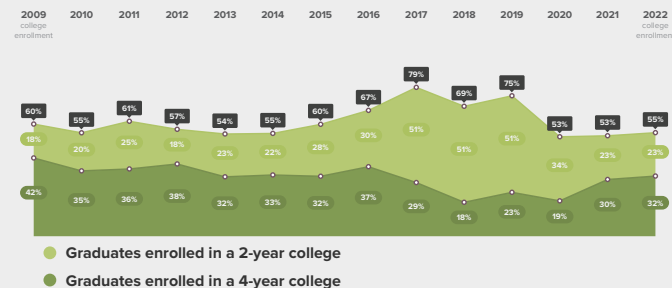
15% of 2022 high school graduates from Infinity Math/Science enrolled in college in fall of 2022.

### In which colleges did 2022 Infinity Math/Science graduates enroll?

	Graduates Enrolled	URM Grad Rate	Institutional Grad Rate	Institution Type
University of Illinois at Chicago	15	53%	62%	4 year
City Colleges of Chicago-Malcolm X College	10	21%	21%	2 year
City Colleges of Chicago-Harold Washington College	5	22%	24%	2 year

*In order to preserve students' anonymity, only colleges that enrolled at least 5 students from Infinity Math/Science in 2022 are included in this table.*

### How has the College Enrollment rate for students at Infinity Math/Science changed over time?



## College Persistence

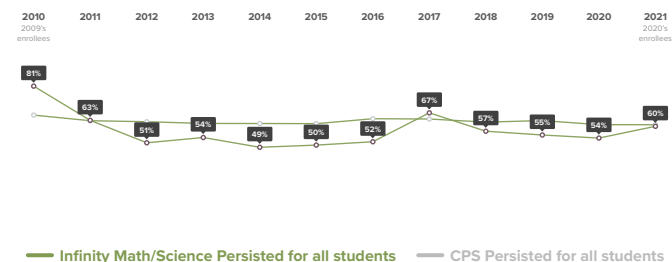


51% of 2020 immediate enrollees from Infinity Math/Science were enrolled in the fall of 2021.

### Where are 2020 Infinity Math/Science graduates after 4 semesters?

2-year enrollees	4-year enrollees
2020 Immediate Enrollees from Infinity Math/Science	2020 Immediate Enrollees from Infinity Math/Science
0% transferred to 4-year college	75% remained in a 4-year college
52% remained in a 2-year college	0% transferred to a 2-year college
48% did not persist	25% did not persist

### How has the College Persistence rate for students at Infinity Math/Science changed over time?



## College Completion



19% of 2016 immediate enrollees from Infinity Math/Science completed a degree or credential by spring of 2022.

### What credentials did 2016 Infinity Math/Science graduates complete and how did college completion at Infinity Math/Science compare to completion across CPS?

College Completion by 2022	College Completion by 2022
2016 Immediate Enrollees from Infinity Math/Science	2016 Immediate Enrollees from CPS
19% completed bachelor's degree	38% completed bachelor's degree
19% completed associate degree or certificate	10% completed associate degree or certificate
61% did not complete college	52% did not complete college

### How has the College Completion rate for students at Infinity Math/Science changed over time?

