

9th Grade Enrollment



first-time 9th graders enrolled in Phoenix Acad in 2021–2022.

In which community areas do Phoenix Acad's 2021–2022 9th graders live?

Community Area	Number of 9th Graders	Percentage of 9th Graders
Gage Park	21	16%
South Lawndale	19	14%
Brighton Park	14	11%
New City	14	11%
West Lawn	6	5%
Other	26	26%

How do I use this dataset?

This report provides a snapshot of what 6 important milestones on the path to college completion look like for students at Phoenix Acad. The report can be a starting place to ask deeper questions about Phoenix Acad's data using the To&Through Online Milestones Tool like:

- What are the current milestone rates? How do these rates differ for different student groups?
- How have trends in these milestones changed overtime? What historical context and factors may have affected these rates?
- What additional context about student experiences can help me better understand these milestone rates?

Take a deeper dive into the data at <https://toandthrough.uchicago.edu/tool/>

9th Grade On-Track

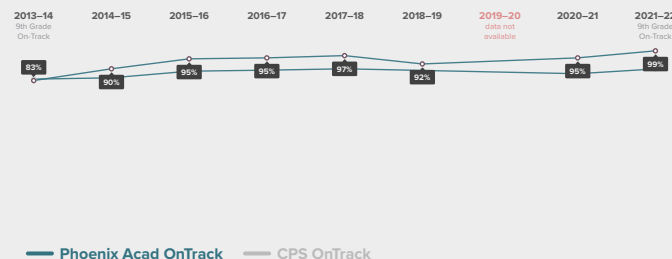


of 2021–2022 first-time 9th graders at Phoenix Acad were on-track to graduate from high school in 4 years.

A student is considered on-track to graduate at the end of their ninth-grade year if they have:

- Completed **5** course credits and
- Failed no more than **1** semester of a core course in their first year of high school

How has the 9th Grade On-Track rate for students at Phoenix Acad changed over time?



High School Graduation

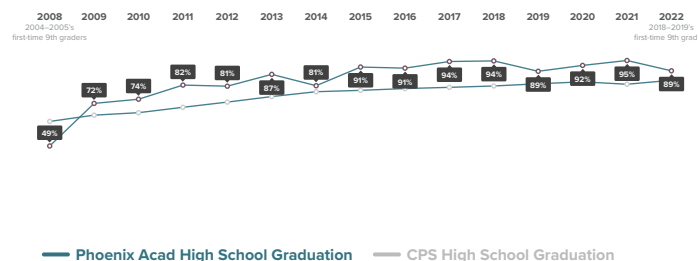


of 2018–2019 first-time 9th graders at Phoenix Acad graduated high school by spring of 2022.

What colleges are 2018–2019 Phoenix Acad graduates able to access based on GPA and ACT scores?

- 21% graduated with Selective College Access
- 45% graduated with Somewhat Selective College Access
- 23% graduated with Two-Year College Access
- 0% graduated with unavailable college access data
- 11% did not graduate

How has the High School Graduation rate for students at Phoenix Acad changed over time?



College Enrollment

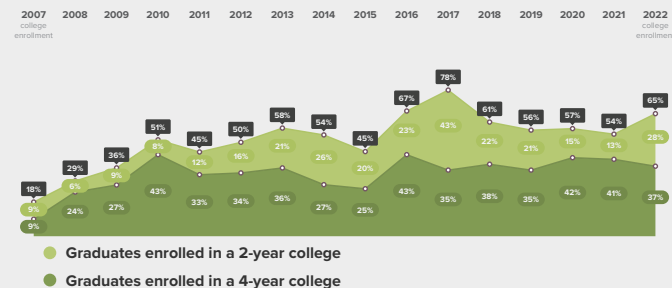


100% of 2022 high school graduates from Phoenix Acad enrolled in college in fall of 2022.

In which colleges did 2022 Phoenix Acad graduates enroll?

	Graduates Enrolled	URM Grad Rate	Institutional Grad Rate	Institution Type
City Colleges of Chicago-Malcolm X College	12	21%	21%	2 year
University of Illinois at Chicago	9	53%	62%	4 year
City Colleges of Chicago-Richard J Daley College	8	24%	33%	2 year
Northern Illinois University	6	39%	51%	4 year
City Colleges of Chicago-Harold Washington College	5	22%	24%	2 year

How has the College Enrollment rate for students at Phoenix Acad changed over time?



College Persistence

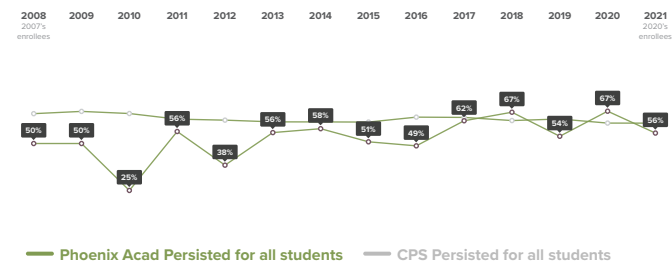


100% of 2020 immediate enrollees from Phoenix Acad were enrolled in the fall of 2021.

Where are 2020 Phoenix Acad graduates after 4 semesters?

2-year enrollees 2020 Immediate Enrollees from Phoenix Acad	4-year enrollees 2020 Immediate Enrollees from Phoenix Acad
6% transferred to 4-year college	50% remained in a 4-year college
47% remained in a 2-year college	7% transferred to a 2-year college
47% did not persist	43% did not persist

How has the College Persistence rate for students at Phoenix Acad changed over time?



College Completion



100% of 2016 immediate enrollees from Phoenix Acad completed a degree or credential by spring of 2022.

What credentials did 2016 Phoenix Acad graduates complete and how did college completion at Phoenix Acad compare to completion across CPS?

College Completion by 2022 2016 Immediate Enrollees from Phoenix Acad	College Completion by 2022 2016 Immediate Enrollees from CPS
35% completed bachelor's degree	38% completed bachelor's degree
15% completed associate degree or certificate	10% completed associate degree or certificate
50% did not complete college	52% did not complete college

How has the College Completion rate for students at Phoenix Acad changed over time?

