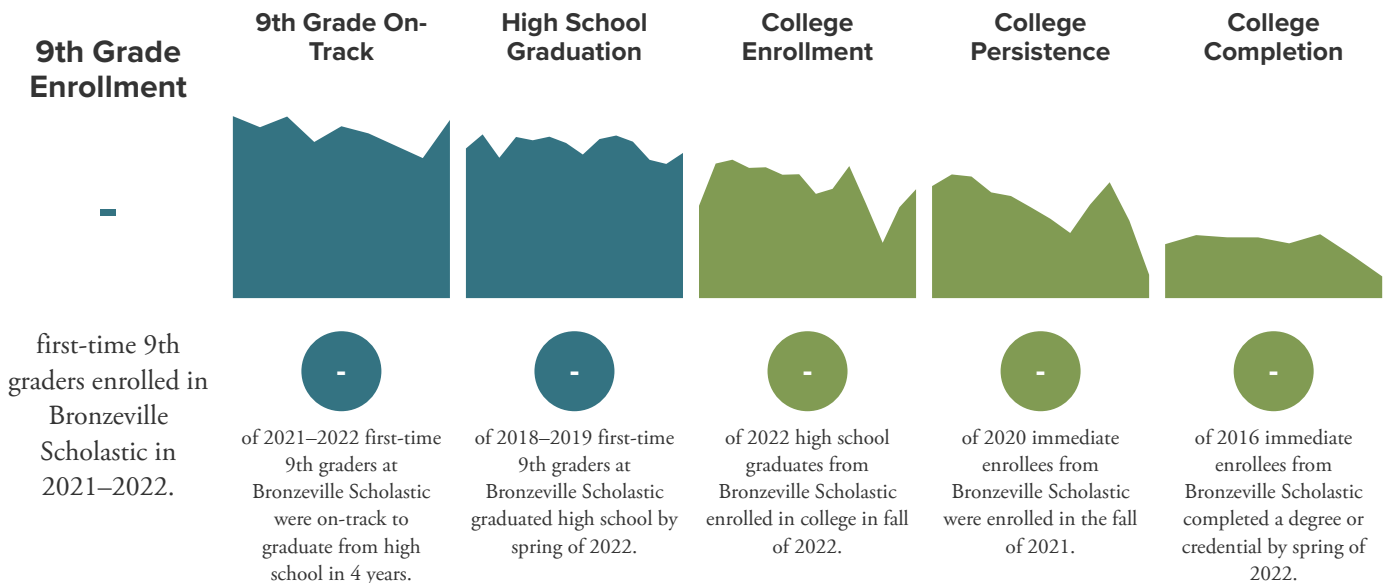


Educational Attainment at Bronzeville Scholastic

This report provides an overview of historic trends at Bronzeville Scholastic High School on six milestones along the path to and through college. The data in this report is designed to give school stakeholders actionable information to inform their efforts to propel more students to and through high school and college. While the data shown here can start conversations about how to meaningfully invest in students at Bronzeville Scholastic, it only begins to tell the full story. Explore in-depth data on high school outcomes and post-secondary experiences at Bronzeville Scholastic through the [To&Through online tool](#).

Using data to guide school improvement means that the conversation around the data is just as important as the data itself. Using accompanying discussion guides alongside this report and the To&Through online tool can help your school community socialize foundational knowledge on research-based indicators, form consensus around goals and strategies for improvement, and build an imperative for your collective work supporting student success.



The data displayed in this report may differ from data provided directly from CPS. [Read](#) about how we define student groups and calculate rates.

9th Grade Enrollment at Bronzeville Scholastic



first-time 9th graders enrolled in Bronzeville Scholastic in 2021–2022.

Where do 9th graders at Bronzeville Scholastic live?

Top 5 community areas in which Bronzeville Scholastic’s 2021–2022 9th graders live

Community Area	Number of 9th Graders	Percentage of 9th Graders
Grand Boulevard	5	21%
Washington Park	5	21%

In order to preserve students’ anonymity, only community areas with at least 5 ninth-grade enrollees from Bronzeville Scholastic in are included in this table.

How have 8th grade GPA and attendance rates for first-time 9th graders at Bronzeville Scholastic changed over time?

8th Grade GPA and attendance rates for first-time 9th graders since 2013



- Enrollees with missing 8th grade grades and/or attendance data
- Enrollees with Intensive Support status in 8th grade
- Enrollees with Academic Support status in 8th grade
- Enrollees with Attendance Support status in 8th grade
- Enrollees with On Track status in 8th grade

8th grade grades and attendance are the strongest predictors of academic performance in high school.

How does 8th grade performance relate to 9th grade success at Bronzeville Scholastic?

Explore [8th grade performance data](#) to learn the extent to which 8th grade performance predicts 9th grade outcomes at your school. This information can help school teams identify priority points of intervention for improving students’ course performance.

Have more questions about 9th Grade Enrollment at Bronzeville Scholastic? Take a deeper dive into the data at <https://toandthrough.uchicago.edu/tool/cps/>

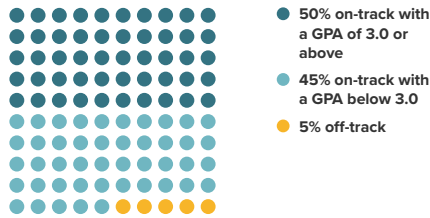
9th Grade On-Track at Bronzeville Scholastic



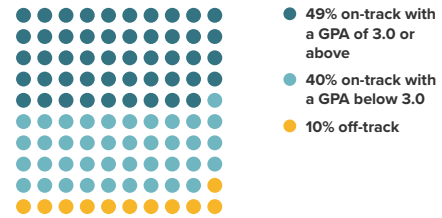
of 2021–2022 first-time 9th graders at Bronzeville Scholastic were on-track to graduate from high school in 4 years. Students who are on-track at the end of ninth grade are nearly three times more likely to graduate from high school than students who are off-track. A student is on-track if they earn at least 6.5 total credits by the end of ninth grade, meaning they can fail no more than 1 semester course (including non-core subjects). Additionally, students who obtain a 3.0 GPA or above in high school are more likely to graduate from a four-year college within six years.

What does 9th Grade On-Track look like at Bronzeville Scholastic and how does it compare to rates across CPS?

2021–2022 Bronzeville Scholastic 9th Graders

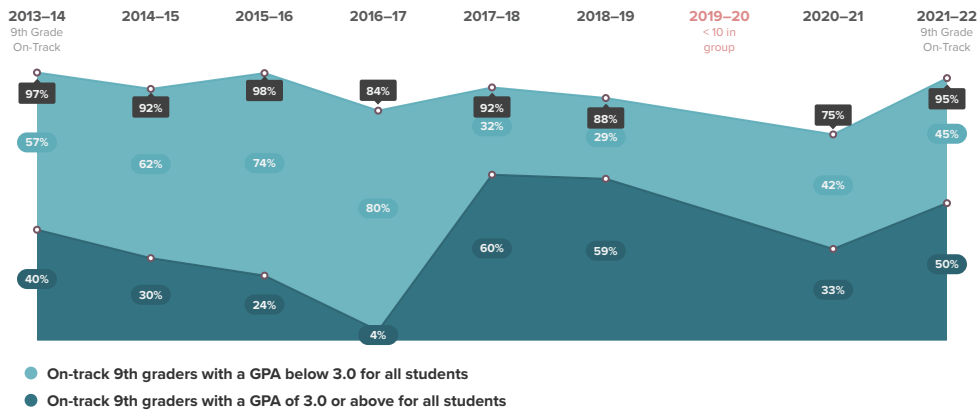


All 2021–2022 CPS 9th Graders



How does 8th grade performance relate to 9th grade success at Bronzeville Scholastic?

9th Grade On-Track and 3.0 rates for Bronzeville Scholastic’s first-time 9th graders over time



We use a 3.0 GPA (or “Bs or better”) as an early indicator of college readiness, because high school GPA is the best available indicator of college success.

How do 9th Grade On-Track rates vary by gender at Bronzeville Scholastic?

Across the city, we see differences in ninth-grade performance for young men and young women. Some of this difference is due to the different ways in which young women and young men experience the transition to high school. Explore [student OnTrack data](#) at Bronzeville Scholastic across genders to reflect on how your school is supporting the academic and social development of students of different genders.

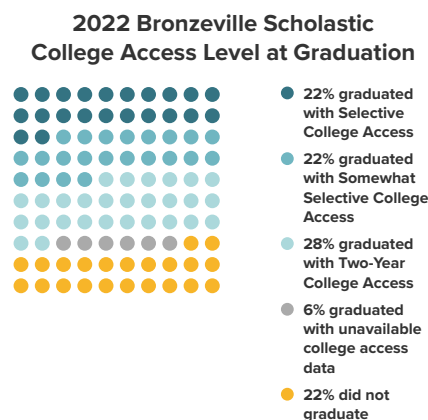
Have more questions about 9th Grade On-Track at Bronzeville Scholastic? Take a deeper dive into the data at <https://toandthrough.uchicago.edu/tool/cps/>

High School Graduation at Bronzeville Scholastic



of 2018–2019 first-time 9th graders at Bronzeville Scholastic graduated high school by spring of 2022. Graduating high school with a high level of academic achievement is among the most important markers along the road to college success. Students who graduate from high school with a GPA of 3.0 or above have at least a 50 percent probability of graduating from a four-year college within six years. In order to graduate from high school on time, students must obtain a minimum of 24 credits.

How many 9th graders at Bronzeville Scholastic graduated from high school and what were the college access levels of those graduates?



Our college access framework breaks students into different groups based on their graduating GPA and ACT scores (or converted SAT scores). Students with selective access are likely to be accepted to selective and very selective four-year colleges, students with somewhat selective access are likely to be accepted to somewhat selective and non-selective four-year colleges, and students with two-year access are likely to be accepted to two-year colleges.

[Explore high school performance data](#) to see how college access changed over time at Bronzeville Scholastic.

How has the high school graduation rate and the proportion of students graduating with a 3.0 or above at Bronzeville Scholastic changed over time?

4-year high school graduation rates since for all 9th graders

No data available for prior years.

Students who graduate from high school with a GPA of 3.0 or above have at least a 50 percent probability of graduating from a four-year college within six years.

How do High School Graduation rates vary by 9th grade on-track status at Bronzeville Scholastic?

Explore [high school graduation data](#) to learn how predictive ninth-grade performance is of end-of-high-school outcomes at your school. This information can help school teams identify priority points of intervention for improving students' course performance.

Have more questions about High School Graduation at Bronzeville Scholastic? Take a deeper dive into the data at <https://toandthrough.uchicago.edu/tool/cps/>

College Enrollment at Bronzeville Scholastic



of 2022 high school graduates from Bronzeville Scholastic enrolled in college in fall of 2022. Students' choice of college influences their likelihood of earning a college degree. Students who choose a college with a strong track record of graduating its students, and which fits their unique financial, geographic, and cultural needs, are more likely to earn a college degree or credential. College may not be the best path for every student, but due to data limitations, we are not currently able to track outcomes for non-college pathways (for example, military service, trade school, workforce).

What institutions do Bronzeville Scholastic's college enrollees attend and what are the graduation rates of those institutions?

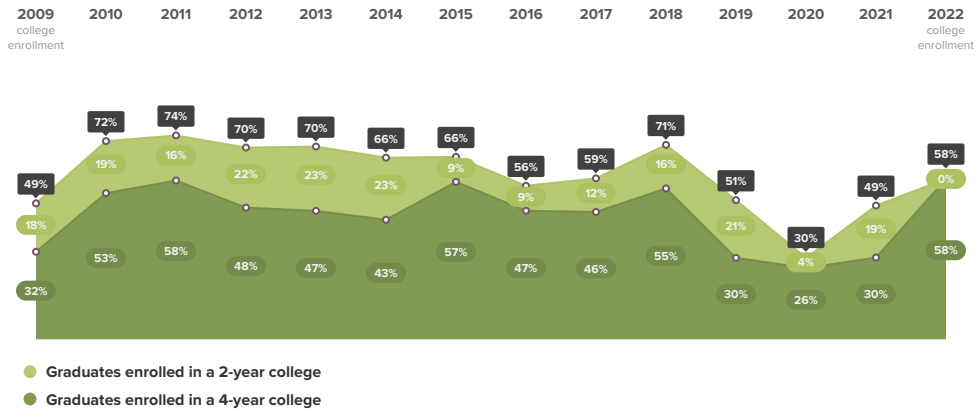
Students' choice of college influences their likelihood of earning a college degree. Students who choose a college with a strong track record of graduating its students are more likely to earn a college degree or credential.

2022 enrollment of Bronzeville Scholastic graduates by the 5 most commonly attended colleges

Graduates Enrolled	URM Grad Rate	Institutional Grad Rate	Institution Type
No colleges to show.			
<i>In order to preserve students' anonymity, only colleges that enrolled at least 5 students from Bronzeville Scholastic in 2022 are included in this table.</i>			

How have two-year and four-year college enrollment rates for graduates at Bronzeville Scholastic changed over time?

College enrollment rates since 2009



How do enrollment rates for 2-year and 4-year colleges vary by gender at Bronzeville Scholastic?

Use Bronzeville Scholastic's [college enrollment data](#) to examine differences in post-secondary experiences across genders. What choices are students of different genders making around college enrollment?

Have more questions about College Enrollment at Bronzeville Scholastic? Take a deeper dive into the data at <https://toandthrough.uchicago.edu/tool/cps/>

College Persistence at Bronzeville Scholastic

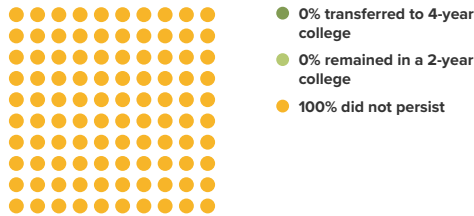


of 2020 immediate enrollees from Bronzeville Scholastic were enrolled in the fall of 2021. None

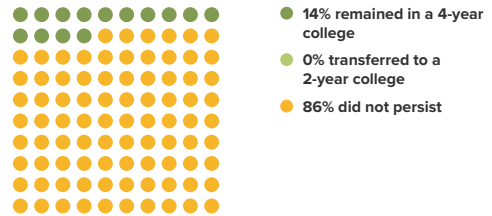
Where are 2020 Bronzeville Scholastic graduates after 4 semesters?

Students follow myriad pathways in their post-secondary career, with many choosing to transfer between 2-year and 4-year institutions.

2-year enrollees 2020 Immediate Enrollees from Bronzeville Scholastic

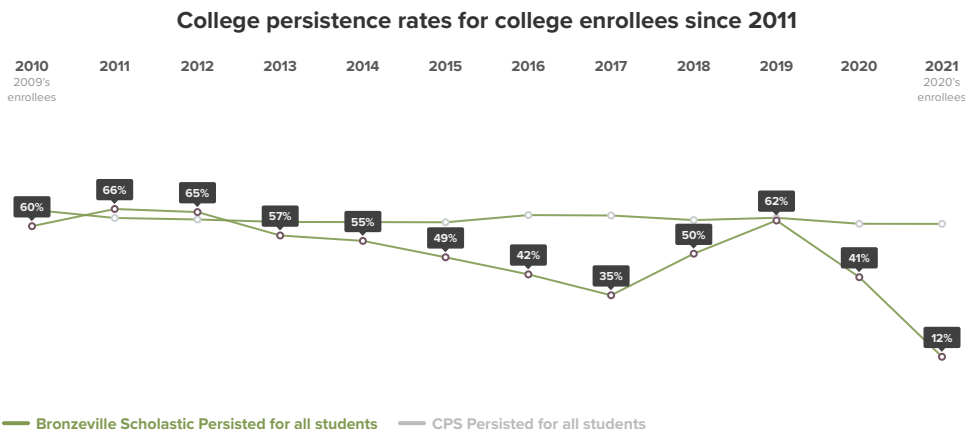


4-year enrollees 2020 Immediate Enrollees from Bronzeville Scholastic



How have persistence rates for college enrollees changed at Bronzeville Scholastic over time?

Students who “persist” by remaining continuously enrolled through the first two years of college are more likely to complete a degree or credential.



How has College Persistence changed over time for 2-year and 4-year enrollees respectively?

Explore [Bronzeville Scholastic's college persistence data](#) across 2- and 4-year colleges to understand what supports might be needed by students enrolling in different kinds of institutions.

Have more questions about College Persistence at Bronzeville Scholastic? Take a deeper dive into the data at <https://toandthrough.uchicago.edu/tool/cps/>

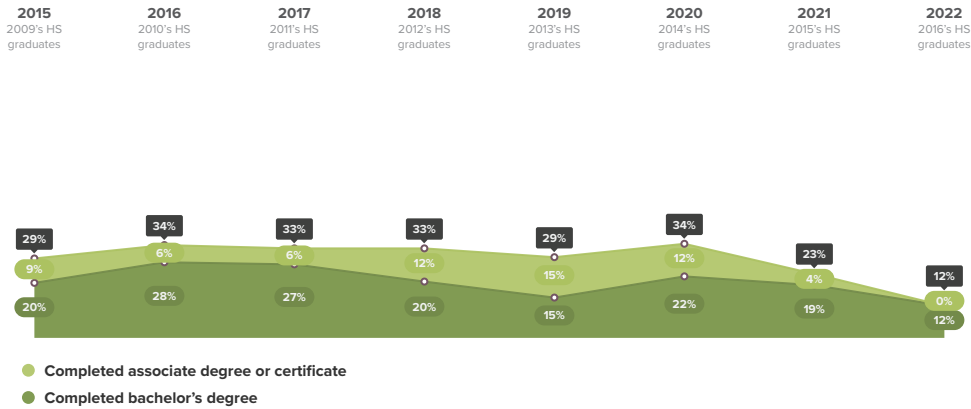
College Completion at Bronzeville Scholastic



of 2016 immediate enrollees from Bronzeville Scholastic completed a degree or credential by spring of 2022. Completing a college degree or certificate is increasingly a primary pathway to social and economic stability in the 21st century. When considering a high school's effort to increase the educational attainment of its students, the college completion rate is a critical benchmark.

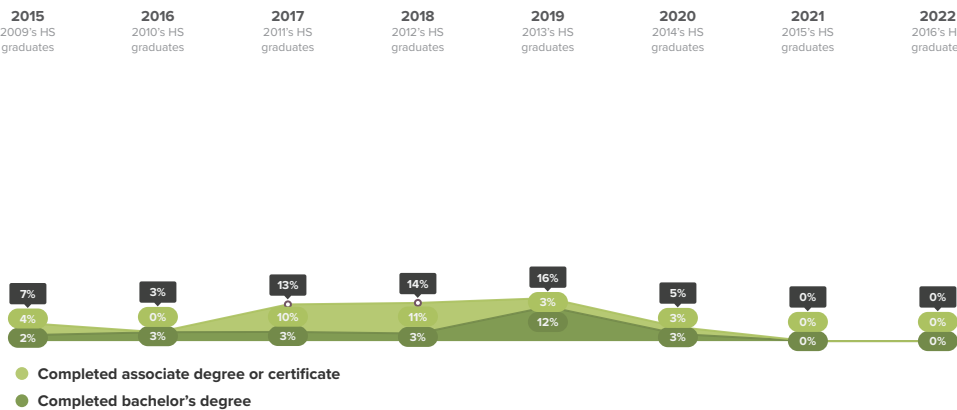
How have college completion rates for Bronzeville Scholastic graduates who immediately enrolled in a 2-year or 4-year college changed over time?

College completion rates since 2015 for graduates who immediately enrolled in a 2-year or 4-year college



How have college completion rates for Bronzeville Scholastic graduates who did not immediately enroll in a 2-year or 4-year college changed over time?

College completion rates since 2015 for graduates who did not immediately enroll in a 2-year or 4-year college



How does College Completion at Bronzeville Scholastic compare to College Completion at similar schools?

Explore [College Completion data](#) from schools that serve similar populations of students to identify areas of growth for Bronzeville Scholastic. Conversation and collaboration with teams at schools with different college completion outcomes can help your team identify new practices to try at Bronzeville Scholastic.

Have more questions about College Completion at Bronzeville Scholastic? Take a deeper dive into the data at <https://toandthrough.uchicago.edu/tool/cps/>