

9th Grade Enrollment



first-time 9th graders enrolled in Lindblom Math/Sci in 2021–2022.

In which community areas do Lindblom Math/Sci's 2021–2022 9th graders live?

Community Area	Number of 9th Graders	Percentage of 9th Graders
Ashburn	33	13%
Auburn Gresham	17	7%
Chicago Lawn	16	6%
Washington Heights	16	6%
West Englewood	15	6%
Other	122	56%

How do I use this dataset?

This report provides a snapshot of what 6 important milestones on the path to college completion look like for students at Lindblom Math/Sci. The report can be a starting place to ask deeper questions about Lindblom Math/Sci's data using the To&Through Online Milestones Tool like:

- What are the current milestone rates? How do these rates differ for different student groups?
- How have trends in these milestones changed overtime? What historical context and factors may have affected these rates?
- What additional context about student experiences can help me better understand these milestone rates?

Take a deeper dive into the data at <https://toandthrough.uchicago.edu/tool/>

9th Grade On-Track



of 2021–2022 first-time 9th graders at Lindblom Math/Sci were on-track to graduate from high school in 4 years.

A student is considered on-track to graduate at the end of their ninth-grade year if they have:

- Completed **5** course credits and
- Failed no more than **1** semester of a core course in their first year of high school

How has the 9th Grade On-Track rate for students at Lindblom Math/Sci changed over time?

This graph did not show enough recent data and has been disabled.

This happens when, in two or more of the most recent five years, data was not available or there were fewer than 10 students in a group.

High School Graduation

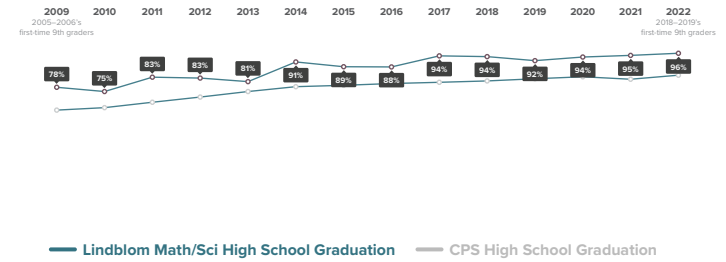


of 2018–2019 first-time 9th graders at Lindblom Math/Sci graduated high school by spring of 2022.

What colleges are 2018–2019 Lindblom Math/Sci graduates able to access based on GPA and ACT scores?

- 64% graduated with Selective College Access
- 25% graduated with Somewhat Selective College Access
- 7% graduated with Two-Year College Access
- 0% graduated with unavailable college access data
- 4% did not graduate

How has the High School Graduation rate for students at Lindblom Math/Sci changed over time?



College Enrollment

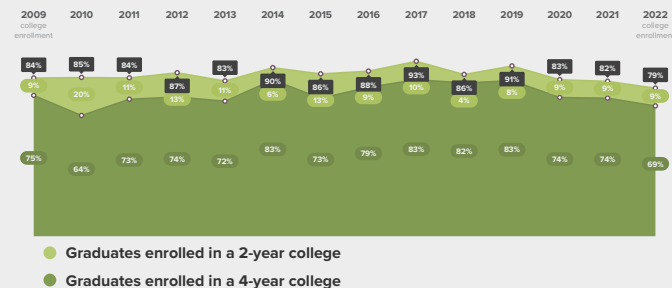


of 2022 high school graduates from Lindblom Math/Sci enrolled in college in fall of 2022.

In which colleges did 2022 Lindblom Math/Sci graduates enroll?

	Graduates Enrolled	URM Grad Rate	Institutional Grad Rate	Institution Type
Illinois State University	12	51%	67%	4 year
Xavier University of Louisiana	12	47%	50%	4 year
Northern Illinois University	11	39%	51%	4 year
University of Illinois at Chicago	11	53%	62%	4 year
University of Illinois at Urbana-Champaign	10	75%	85%	4 year

How has the College Enrollment rate for students at Lindblom Math/Sci changed over time?



College Persistence

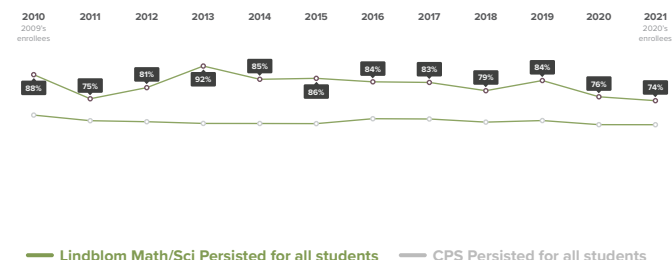


of 2020 immediate enrollees from Lindblom Math/Sci were enrolled in the fall of 2021.

Where are 2020 Lindblom Math/Sci graduates after 4 semesters?

2-year enrollees	4-year enrollees
2020 Immediate Enrollees from Lindblom Math/Sci	2020 Immediate Enrollees from Lindblom Math/Sci
4% transferred to 4-year college	75% remained in a 4-year college
40% remained in a 2-year college	3% transferred to a 2-year college
56% did not persist	23% did not persist

How has the College Persistence rate for students at Lindblom Math/Sci changed over time?



College Completion



of 2016 immediate enrollees from Lindblom Math/Sci completed a degree or credential by spring of 2022.

What credentials did 2016 Lindblom Math/Sci graduates complete and how did college completion at Lindblom Math/Sci compare to completion across CPS?

College Completion by 2022	College Completion by 2022
2016 Immediate Enrollees from Lindblom Math/Sci	2016 Immediate Enrollees from CPS
64% completed bachelor's degree	38% completed bachelor's degree
5% completed associate degree or certificate	10% completed associate degree or certificate
31% did not complete college	52% did not complete college

How has the College Completion rate for students at Lindblom Math/Sci changed over time?

