

World Language High School 2022 Report



9th Grade Enrollment



first-time 9th graders enrolled in World Language in 2021–2022.

In which community areas do World Language's 2021–2022 9th graders live?

Community Area	Number of 9th Graders	Percentage of 9th Graders
South Lawndale	73	90%

In order to preserve students' anonymity, only community areas with at least 5 ninth-grade enrollees from World Language in are included in this table.

9th Grade On-Track



of 2021–2022 first-time 9th graders at World Language were on-track to graduate from high school in 4 years.

A student is considered on-track to graduate at the end of their ninth-grade year if they have:

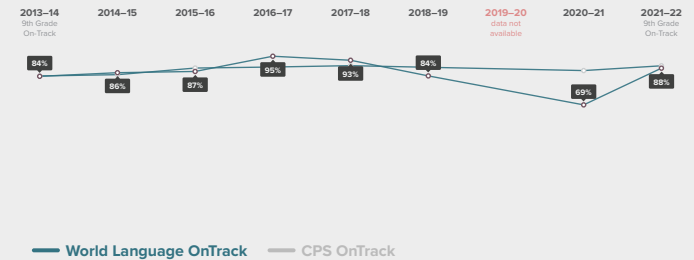
- Completed **5** course credits and
- Failed no more than **1** semester of a core course in their first year of high school

How do I use this dataset?

This report provides a snapshot of what 6 important milestones on the path to college completion look like for students at World Language. The report can be a starting place to ask deeper questions about World Language's data using the To&Through Online Milestones Tool like:

- What are the current milestone rates? How do these rates differ for different student groups?
- How have trends in these milestones changed overtime? What historical context and factors may have affected these rates?
- What additional context about student experiences can help me better understand these milestone rates?

Take a deeper dive into the data at <https://toandthrough.uchicago.edu/tool/>



High School Graduation

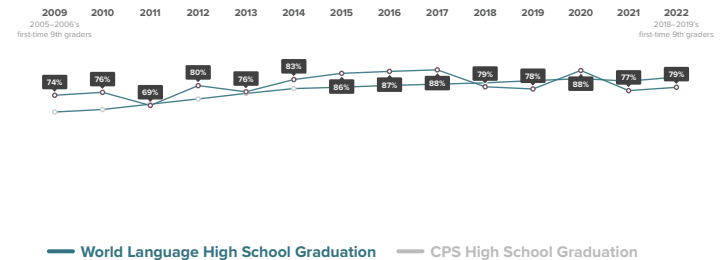


of 2018–2019 first-time 9th graders at World Language graduated high school by spring of 2022.

What colleges are 2018–2019 World Language graduates able to access based on GPA and ACT scores?

- 24% graduated with Selective College Access
- 27% graduated with Somewhat Selective College Access
- 28% graduated with Two-Year College Access
- 0% graduated with unavailable college access data
- 21% did not graduate

How has the High School Graduation rate for students at World Language changed over time?



College Enrollment



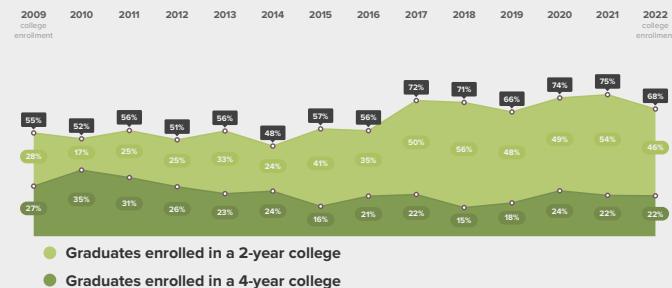
of 2022 high school graduates from World Language enrolled in college in fall of 2022.

In which colleges did 2022 World Language graduates enroll?

	Graduates Enrolled	URM Grad Rate	Institutional Grad Rate	Institution Type
City Colleges of Chicago-Malcolm X College	9	21%	21%	2 year
City Colleges of Chicago-Harold Washington College	7	22%	24%	2 year

In order to preserve students' anonymity, only colleges that enrolled at least 5 students from World Language in 2022 are included in this table.

How has the College Enrollment rate for students at World Language changed over time?



College Persistence

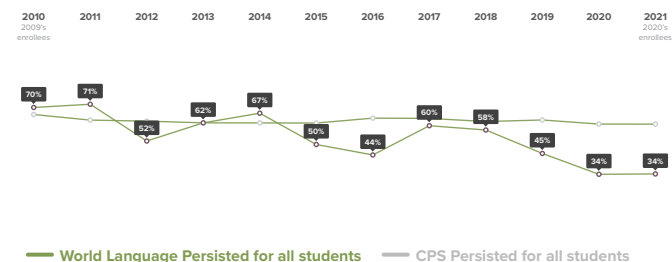


of 2020 immediate enrollees from World Language were enrolled in the fall of 2021.

Where are 2020 World Language graduates after 4 semesters?

2-year enrollees	4-year enrollees
2020 Immediate Enrollees from World Language	2020 Immediate Enrollees from World Language
0% transferred to 4-year college	59% remained in a 4-year college
22% remained in a 2-year college	0% transferred to a 2-year college
78% did not persist	41% did not persist

How has the College Persistence rate for students at World Language changed over time?



College Completion



of 2016 immediate enrollees from World Language completed a degree or credential by spring of 2022.

What credentials did 2016 World Language graduates complete and how did college completion at World Language compare to completion across CPS?

College Completion by 2022	College Completion by 2022
2016 Immediate Enrollees from World Language	2016 Immediate Enrollees from CPS
26% completed bachelor's degree	38% completed bachelor's degree
12% completed associate degree or certificate	10% completed associate degree or certificate
62% did not complete college	52% did not complete college

How has the College Completion rate for students at World Language changed over time?

