

## 9th Grade Enrollment



first-time 9th graders enrolled in UChicago Woodlawn in 2021–2022.

## In which community areas do UChicago Woodlawn's 2021–2022 9th graders live?

Community Area	Number of 9th Graders	Percentage of 9th Graders
Woodlawn	25	24%
South Shore	13	12%
Greater Grand Crossing	9	9%
Chatham	6	6%
Washington Park	6	6%
Other	5	8%

## How do I use this dataset?

This report provides a snapshot of what 6 important milestones on the path to college completion look like for students at UChicago Woodlawn. The report can be a starting place to ask deeper questions about UChicago Woodlawn's data using the To&Through Online Milestones Tool like:

- What are the current milestone rates? How do these rates differ for different student groups?
- How have trends in these milestones changed overtime? What historical context and factors may have affected these rates?
- What additional context about student experiences can help me better understand these milestone rates?

Take a deeper dive into the data at <https://toandthrough.uchicago.edu/tool/>

## 9th Grade On-Track



of 2021–2022 first-time 9th graders at UChicago Woodlawn were on-track to graduate from high school in 4 years.

A student is considered on-track to graduate at the end of their ninth-grade year if they have:

- Completed **5** course credits and
- Failed no more than **1** semester of a core course in their first year of high school

## How has the 9th Grade On-Track rate for students at UChicago Woodlawn changed over time?

**This graph did not show enough recent data and has been disabled.**

This happens when, in two or more of the most recent five years, data was not available or there were fewer than 10 students in a group.

## High School Graduation

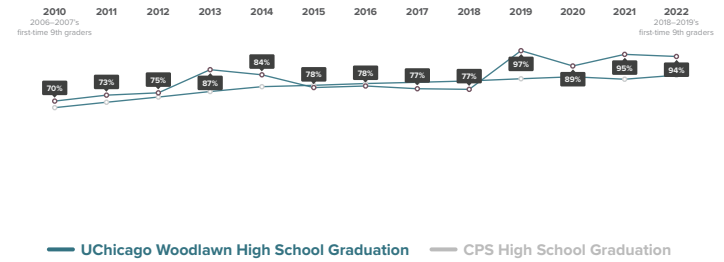


of 2018–2019 first-time 9th graders at UChicago Woodlawn graduated high school by spring of 2022.

### What colleges are 2018–2019 UChicago Woodlawn graduates able to access based on GPA and ACT scores?

- 0% graduated with Selective College Access
- 0% graduated with Somewhat Selective College Access
- 0% graduated with Two-Year College Access
- 94% graduated with unavailable college access data
- 6% did not graduate

### How has the High School Graduation rate for students at UChicago Woodlawn changed over time?



## College Enrollment



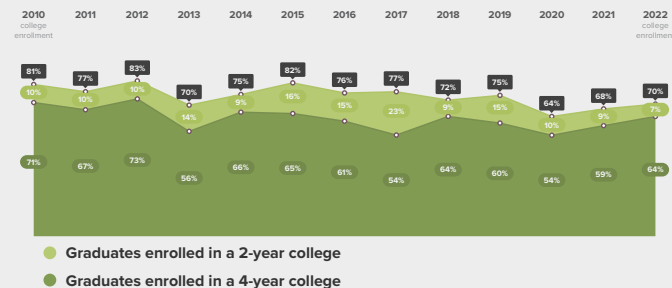
100% of 2022 high school graduates from UChicago Woodlawn enrolled in college in fall of 2022.

### In which colleges did 2022 UChicago Woodlawn graduates enroll?

	Graduates Enrolled	URM Grad Rate	Institutional Grad Rate	Institution Type
Northern Illinois University	10	39%	51%	4 year
City Colleges of Chicago-Kennedy-King College	5	24%	29%	2 year
University of Illinois at Urbana-Champaign	5	75%	85%	4 year

*In order to preserve students' anonymity, only colleges that enrolled at least 5 students from UChicago Woodlawn in 2022 are included in this table.*

### How has the College Enrollment rate for students at UChicago Woodlawn changed over time?



## College Persistence

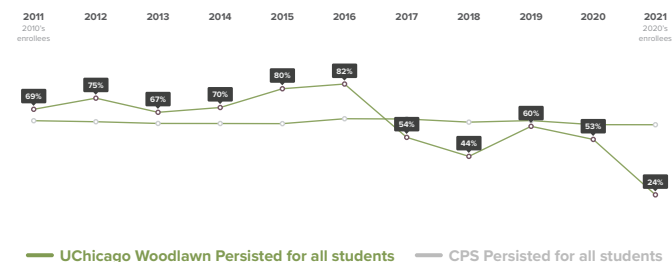


100% of 2020 immediate enrollees from UChicago Woodlawn were enrolled in the fall of 2021.

### Where are 2020 UChicago Woodlawn graduates after 4 semesters?

2-year enrollees	4-year enrollees
2020 Immediate Enrollees from UChicago Woodlawn	2020 Immediate Enrollees from UChicago Woodlawn
0% transferred to 4-year college	19% remained in a 4-year college
12% remained in a 2-year college	7% transferred to a 2-year college
88% did not persist	74% did not persist

### How has the College Persistence rate for students at UChicago Woodlawn changed over time?



## College Completion



100% of 2016 immediate enrollees from UChicago Woodlawn completed a degree or credential by spring of 2022.

### What credentials did 2016 UChicago Woodlawn graduates complete and how did college completion at UChicago Woodlawn compare to completion across CPS?

College Completion by 2022	College Completion by 2022
2016 Immediate Enrollees from UChicago Woodlawn	2016 Immediate Enrollees from CPS
30% completed bachelor's degree	38% completed bachelor's degree
5% completed associate degree or certificate	10% completed associate degree or certificate
66% did not complete college	52% did not complete college

### How has the College Completion rate for students at UChicago Woodlawn changed over time?

