

9th Grade Enrollment



first-time 9th graders enrolled in Chicago Intl Longwood in 2021–2022.

In which community areas do Chicago Intl Longwood's 2021–2022 9th graders live?

Community Area	Number of 9th Graders	Percentage of 9th Graders
Washington Heights	17	18%
Auburn Gresham	12	13%
Morgan Park	8	8%
Roseland	7	7%
Chicago Lawn	7	7%
Other	15	23%

How do I use this dataset?

This report provides a snapshot of what 6 important milestones on the path to college completion look like for students at Chicago Intl Longwood. The report can be a starting place to ask deeper questions about Chicago Intl Longwood's data using the To&Through Online Milestones Tool like:

- What are the current milestone rates? How do these rates differ for different student groups?
- How have trends in these milestones changed overtime? What historical context and factors may have affected these rates?
- What additional context about student experiences can help me better understand these milestone rates?

Take a deeper dive into the data at <https://toandthrough.uchicago.edu/tool/>

9th Grade On-Track



of 2021–2022 first-time 9th graders at Chicago Intl Longwood were on-track to graduate from high school in 4 years.

A student is considered on-track to graduate at the end of their ninth-grade year if they have:

- Completed **5** course credits and
- Failed no more than **1** semester of a core course in their first year of high school

How has the 9th Grade On-Track rate for students at Chicago Intl Longwood changed over time?

This graph did not show enough recent data and has been disabled.

This happens when, in two or more of the most recent five years, data was not available or there were fewer than 10 students in a group.

High School Graduation

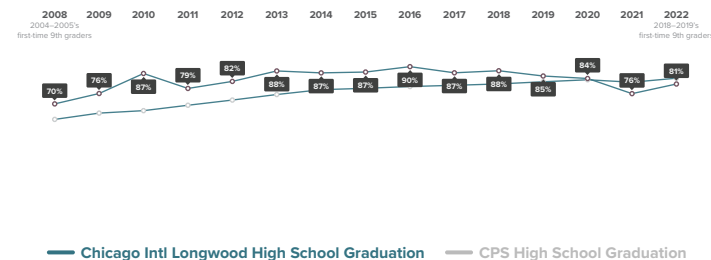


of 2018–2019 first-time 9th graders at Chicago Intl Longwood graduated high school by spring of 2022.

What colleges are 2018–2019 Chicago Intl Longwood graduates able to access based on GPA and ACT scores?

- 0% graduated with Selective College Access
- 0% graduated with Somewhat Selective College Access
- 0% graduated with Two-Year College Access
- 81% graduated with unavailable college access data
- 19% did not graduate

How has the High School Graduation rate for students at Chicago Intl Longwood changed over time?



College Enrollment



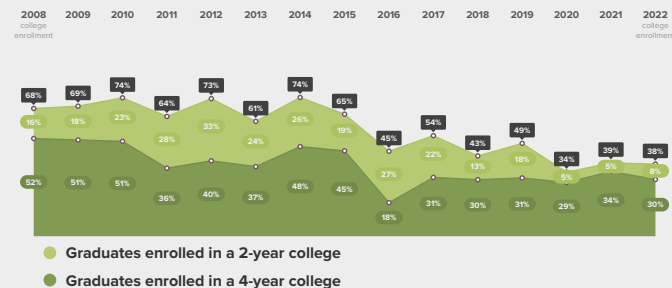
5 of 2022 high school graduates from Chicago Intl Longwood enrolled in college in fall of 2022.

In which colleges did 2022 Chicago Intl Longwood graduates enroll?

	Graduates Enrolled	URM Grad Rate	Institutional Grad Rate	Institution Type
Illinois State University	5	51%	67%	4 year

In order to preserve students' anonymity, only colleges that enrolled at least 5 students from Chicago Intl Longwood in 2022 are included in this table.

How has the College Enrollment rate for students at Chicago Intl Longwood changed over time?



College Persistence

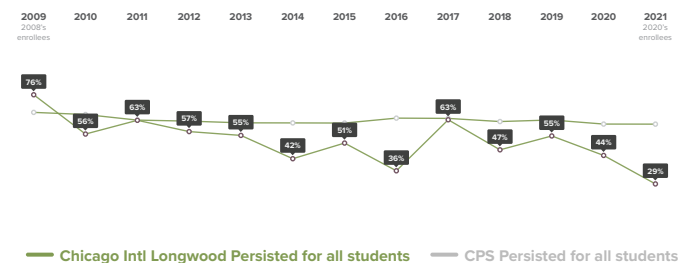


40 of 2020 immediate enrollees from Chicago Intl Longwood were enrolled in the fall of 2021.

Where are 2020 Chicago Intl Longwood graduates after 4 semesters?

2-year enrollees	4-year enrollees
2020 Immediate Enrollees from Chicago Intl Longwood	2020 Immediate Enrollees from Chicago Intl Longwood
0% transferred to 4-year college	23% remained in a 4-year college
40% remained in a 2-year college	4% transferred to a 2-year college
60% did not persist	73% did not persist

How has the College Persistence rate for students at Chicago Intl Longwood changed over time?



College Completion



32 of 2016 immediate enrollees from Chicago Intl Longwood completed a degree or credential by spring of 2022.

What credentials did 2016 Chicago Intl Longwood graduates complete and how did college completion at Chicago Intl Longwood compare to completion across CPS?

College Completion by 2022	College Completion by 2022
2016 Immediate Enrollees from Chicago Intl Longwood	2016 Immediate Enrollees from CPS
11% completed bachelor's degree	38% completed bachelor's degree
32% completed associate degree or certificate	10% completed associate degree or certificate
58% did not complete college	52% did not complete college

How has the College Completion rate for students at Chicago Intl Longwood changed over time?

