

9th Grade Enrollment



first-time 9th graders enrolled in Uplift in 2021–2022.

In which community areas do Uplift's 2021–2022 9th graders live?

Community Area	Number of 9th Graders	Percentage of 9th Graders
Uptown	15	56%

In order to preserve students' anonymity, only community areas with at least 5 ninth-grade enrollees from Uplift in are included in this table.

9th Grade On-Track



of 2021–2022 first-time 9th graders at Uplift were on-track to graduate from high school in 4 years.

A student is considered on-track to graduate at the end of their ninth-grade year if they have:

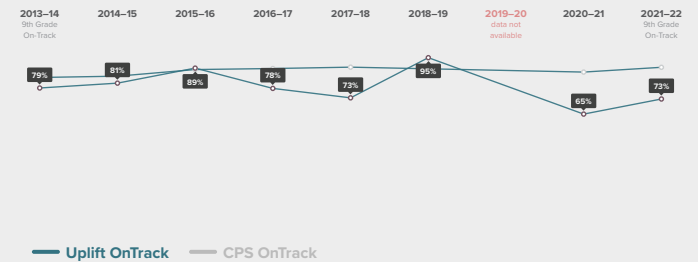
- Completed **5** course credits and
- Failed no more than **1** semester of a core course in their first year of high school

How do I use this dataset?

This report provides a snapshot of what 6 important milestones on the path to college completion look like for students at Uplift. The report can be a starting place to ask deeper questions about Uplift's data using the To&Through Online Milestones Tool like:

- What are the current milestone rates? How do these rates differ for different student groups?
- How have trends in these milestones changed overtime? What historical context and factors may have affected these rates?
- What additional context about student experiences can help me better understand these milestone rates?

Take a deeper dive into the data at <https://toandthrough.uchicago.edu/tool/>



High School Graduation

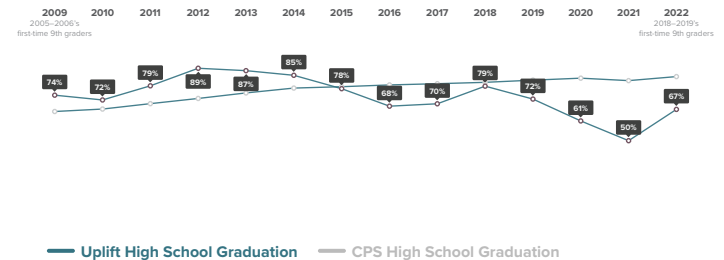


of 2018–2019 first-time 9th graders at Uplift graduated high school by spring of 2022.

What colleges are 2018–2019 Uplift graduates able to access based on GPA and ACT scores?

- 24% graduated with **Selective College Access**
- 14% graduated with **Somewhat Selective College Access**
- 29% graduated with **Two-Year College Access**
- 0% graduated with **unavailable college access data**
- 33% **did not graduate**

How has the High School Graduation rate for students at Uplift changed over time?



College Enrollment

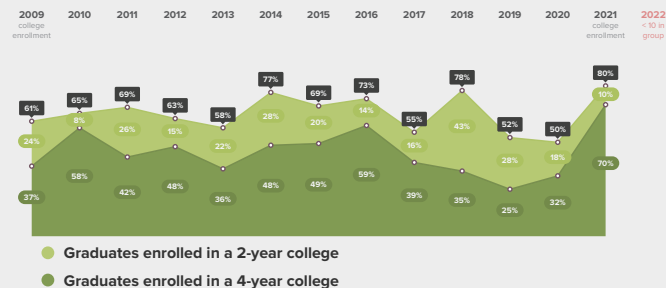


of 2022 high school graduates from Uplift enrolled in college in fall of 2022.

In which colleges did 2022 Uplift graduates enroll?

Graduates Enrolled	URM Grad Rate	Institutional Grad Rate	Institution Type
No colleges to show.			
<i>In order to preserve students' anonymity, only colleges that enrolled at least 5 students from Uplift in 2022 are included in this table.</i>			

How has the College Enrollment rate for students at Uplift changed over time?



College Persistence

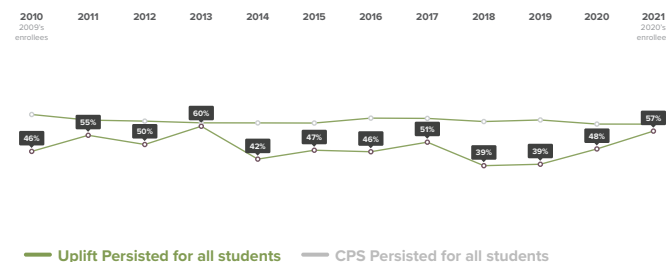


of 2020 immediate enrollees from Uplift were enrolled in the fall of 2021.

Where are 2020 Uplift graduates after 4 semesters?

2-year enrollees 2020 Immediate Enrollees from Uplift	4-year enrollees 2020 Immediate Enrollees from Uplift
20% transferred to 4-year college 40% remained in a 2-year college 40% did not persist	33% remained in a 4-year college 22% transferred to a 2-year college 44% did not persist

How has the College Persistence rate for students at Uplift changed over time?



College Completion



of 2016 immediate enrollees from Uplift completed a degree or credential by spring of 2022.

What credentials did 2016 Uplift graduates complete and how did college completion at Uplift compare to completion across CPS?

College Completion by 2022 2016 Immediate Enrollees from Uplift	College Completion by 2022 2016 Immediate Enrollees from CPS
24% completed bachelor's degree 10% completed associate degree or certificate 66% did not complete college	38% completed bachelor's degree 10% completed associate degree or certificate 52% did not complete college

How has the College Completion rate for students at Uplift changed over time?

