

## 9th Grade Enrollment



first-time 9th graders enrolled in Juarez in 2021–2022.

### In which community areas do Juarez’s 2021–2022 9th graders live?

Community Area	Number of 9th Graders	Percentage of 9th Graders
South Lawndale	169	34%
Lower West Side	158	32%
New City	49	10%
West Englewood	20	4%
Brighton Park	17	3%
Other	50	11%

### How do I use this dataset?

This report provides a snapshot of what 6 important milestones on the path to college completion look like for students at Juarez. The report can be a starting place to ask deeper questions about Juarez’s data using the To&Through Online Milestones Tool like:

- What are the current milestone rates? How do these rates differ for different student groups?
- How have trends in these milestones changed overtime? What historical context and factors may have affected these rates?
- What additional context about student experiences can help me better understand these milestone rates?

Take a deeper dive into the data at  
<https://toandthrough.uchicago.edu/tool/>

## 9th Grade On-Track



of 2021–2022 first-time 9th graders at Juarez were on-track to graduate from high school in 4 years.

A student is considered on-track to graduate at the end of their ninth-grade year if they have:

- Completed **5** course credits and
- Failed no more than **1** semester of a core course in their first year of high school

### How has the 9th Grade On-Track rate for students at Juarez changed over time?

**This graph did not show enough recent data and has been disabled.**

This happens when, in two or more of the most recent five years, data was not available or there were fewer than 10 students in a group.

## High School Graduation

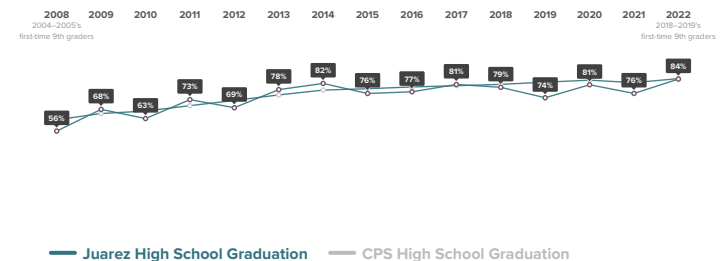


of 2018–2019 first-time 9th graders at Juarez graduated high school by spring of 2022.

### What colleges are 2018–2019 Juarez graduates able to access based on GPA and ACT scores?

- 29% graduated with **Selective College Access**
- 44% graduated with **Somewhat Selective College Access**
- 10% graduated with **Two-Year College Access**
- 1% graduated with **unavailable college access data**
- 16% **did not graduate**

### How has the High School Graduation rate for students at Juarez changed over time?



## College Enrollment

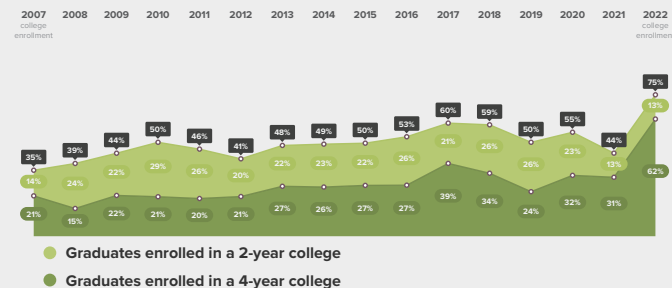


of 2022 high school graduates from Juarez enrolled in college in fall of 2022.

### In which colleges did 2022 Juarez graduates enroll?

	Graduates Enrolled	URM Grad Rate	Institutional Grad Rate	Institution Type
University of Illinois at Chicago	73	53%	62%	4 year
National Louis University	33	32%	34%	4 year
Northern Illinois University	22	39%	51%	4 year
Loyola University Chicago	21	63%	72%	4 year
City Colleges of Chicago-Malcolm X College	20	21%	21%	2 year

### How has the College Enrollment rate for students at Juarez changed over time?



## College Persistence

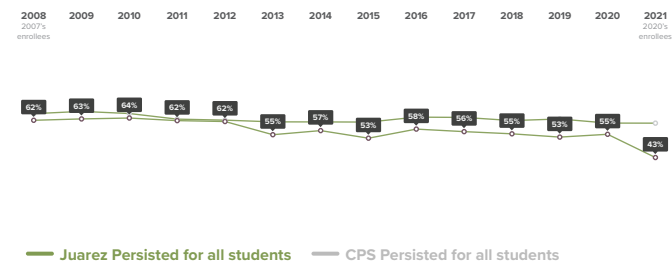


of 2020 immediate enrollees from Juarez were enrolled in the fall of 2021.

### Where are 2020 Juarez graduates after 4 semesters?

2-year enrollees	4-year enrollees
2020 Immediate Enrollees from Juarez	2020 Immediate Enrollees from Juarez
0% transferred to 4-year college	46% remained in a 4-year college
35% remained in a 2-year college	2% transferred to a 2-year college
65% did not persist	52% did not persist

### How has the College Persistence rate for students at Juarez changed over time?



## College Completion



of 2016 immediate enrollees from Juarez completed a degree or credential by spring of 2022.

### What credentials did 2016 Juarez graduates complete and how did college completion at Juarez compare to completion across CPS?

College Completion by 2022	College Completion by 2022
2016 Immediate Enrollees from Juarez	2016 Immediate Enrollees from CPS
25% completed bachelor's degree	38% completed bachelor's degree
18% completed associate degree or certificate	10% completed associate degree or certificate
57% did not complete college	52% did not complete college

### How has the College Completion rate for students at Juarez changed over time?

