

9th Grade Enrollment



first-time 9th graders enrolled in Martin Luther King in 2021–2022.

In which community areas do Martin Luther King's 2021–2022 9th graders live?

Community Area	Number of 9th Graders	Percentage of 9th Graders
Grand Boulevard	29	11%
Auburn Gresham	20	7%
Roseland	16	6%
Woodlawn	15	6%
South Shore	14	5%
Other	135	59%

How do I use this dataset?

This report provides a snapshot of what 6 important milestones on the path to college completion look like for students at Martin Luther King. The report can be a starting place to ask deeper questions about Martin Luther King's data using the To&Through Online Milestones Tool like:

- What are the current milestone rates? How do these rates differ for different student groups?
- How have trends in these milestones changed overtime? What historical context and factors may have affected these rates?
- What additional context about student experiences can help me better understand these milestone rates?

Take a deeper dive into the data at <https://toandthrough.uchicago.edu/tool/>

9th Grade On-Track

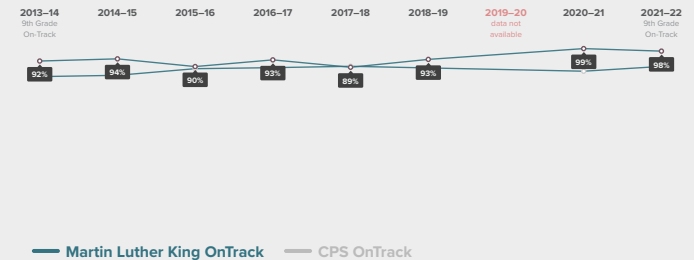


of 2021–2022 first-time 9th graders at Martin Luther King were on-track to graduate from high school in 4 years.

A student is considered on-track to graduate at the end of their ninth-grade year if they have:

- Completed **5** course credits and
- Failed no more than **1** semester of a core course in their first year of high school

How has the 9th Grade On-Track rate for students at Martin Luther King changed over time?



High School Graduation

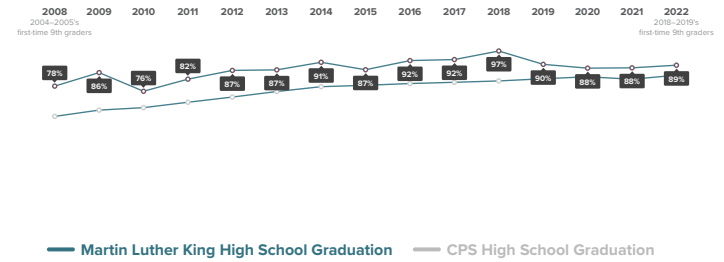


of 2018–2019 first-time 9th graders at Martin Luther King graduated high school by spring of 2022.

What colleges are 2018–2019 Martin Luther King graduates able to access based on GPA and ACT scores?

- 36% graduated with Selective College Access
- 34% graduated with Somewhat Selective College Access
- 18% graduated with Two-Year College Access
- 2% graduated with unavailable college access data
- 11% did not graduate

How has the High School Graduation rate for students at Martin Luther King changed over time?



College Enrollment



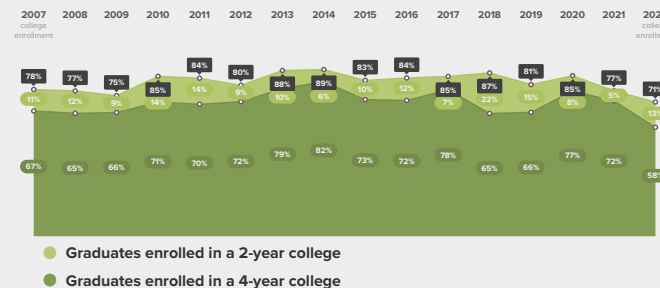
of 2022 high school graduates from Martin Luther King enrolled in college in fall of 2022.

In which colleges did 2022 Martin Luther King graduates enroll?

	Graduates Enrolled	URM Grad Rate	Institutional Grad Rate	Institution Type
Illinois State University	13	51%	67%	4 year
Southern Illinois University-Carbondale	7	28%	45%	4 year
City Colleges of Chicago-Harold Washington College	6	22%	24%	2 year
University of Illinois at Urbana-Champaign	5	75%	85%	4 year

In order to preserve students' anonymity, only colleges that enrolled at least 5 students from Martin Luther King in 2022 are included in this table.

How has the College Enrollment rate for students at Martin Luther King changed over time?



College Persistence

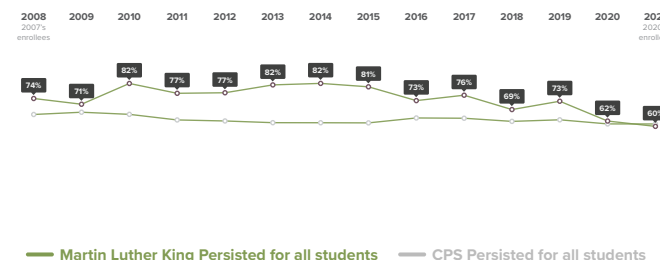


of 2020 immediate enrollees from Martin Luther King were enrolled in the fall of 2021.

Where are 2020 Martin Luther King graduates after 4 semesters?

2-year enrollees	4-year enrollees
2020 Immediate Enrollees from Martin Luther King	2020 Immediate Enrollees from Martin Luther King
0% transferred to 4-year college	58% remained in a 4-year college
56% remained in a 2-year college	2% transferred to a 2-year college
44% did not persist	40% did not persist

How has the College Persistence rate for students at Martin Luther King changed over time?



College Completion



of 2016 immediate enrollees from Martin Luther King completed a degree or credential by spring of 2022.

What credentials did 2016 Martin Luther King graduates complete and how did college completion at Martin Luther King compare to completion across CPS?

College Completion by 2022	College Completion by 2022
2016 Immediate Enrollees from Martin Luther King	2016 Immediate Enrollees from CPS
49% completed bachelor's degree	38% completed bachelor's degree
8% completed associate degree or certificate	10% completed associate degree or certificate
43% did not complete college	52% did not complete college

How has the College Completion rate for students at Martin Luther King changed over time?

