

9th Grade Enrollment



first-time 9th graders enrolled in Steinmetz in 2021–2022.

In which community areas do Steinmetz's 2021–2022 9th graders live?

Community Area	Number of 9th Graders	Percentage of 9th Graders
Belmont Cragin	150	50%
Montclare	51	17%
Austin	50	17%
Dunning	21	7%
North Lawndale	6	2%

How do I use this dataset?

This report provides a snapshot of what 6 important milestones on the path to college completion look like for students at Steinmetz. The report can be a starting place to ask deeper questions about Steinmetz's data using the To&Through Online Milestones Tool like:

- What are the current milestone rates? How do these rates differ for different student groups?
- How have trends in these milestones changed overtime? What historical context and factors may have affected these rates?
- What additional context about student experiences can help me better understand these milestone rates?

Take a deeper dive into the data at <https://toandthrough.uchicago.edu/tool/>

9th Grade On-Track

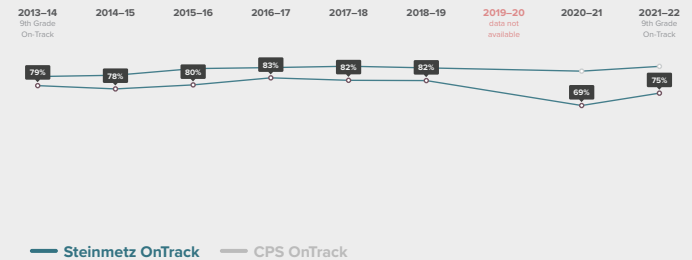


of 2021–2022 first-time 9th graders at Steinmetz were on-track to graduate from high school in 4 years.

A student is considered on-track to graduate at the end of their ninth-grade year if they have:

- Completed **5** course credits and
- Failed no more than **1** semester of a core course in their first year of high school

How has the 9th Grade On-Track rate for students at Steinmetz changed over time?



High School Graduation

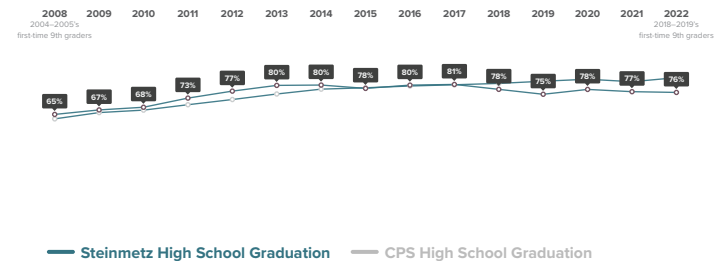


of 2018–2019 first-time 9th graders at Steinmetz graduated high school by spring of 2022.

What colleges are 2018–2019 Steinmetz graduates able to access based on GPA and ACT scores?

- 15% graduated with Selective College Access
- 33% graduated with Somewhat Selective College Access
- 29% graduated with Two-Year College Access
- 0% graduated with unavailable college access data
- 24% did not graduate

How has the High School Graduation rate for students at Steinmetz changed over time?



College Enrollment

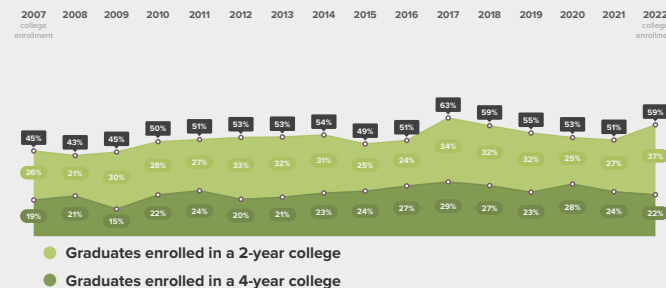


of 2022 high school graduates from Steinmetz enrolled in college in fall of 2022.

In which colleges did 2022 Steinmetz graduates enroll?

	Graduates Enrolled	URM Grad Rate	Institutional Grad Rate	Institution Type
City Colleges of Chicago-Wilbur Wright College	59	23%	29%	2 year
City Colleges of Chicago-Malcolm X College	16	21%	21%	2 year
Dominican University	10	49%	52%	4 year
Triton College	10	20%	23%	2 year
University of Illinois at Chicago	8	53%	62%	4 year

How has the College Enrollment rate for students at Steinmetz changed over time?



College Persistence

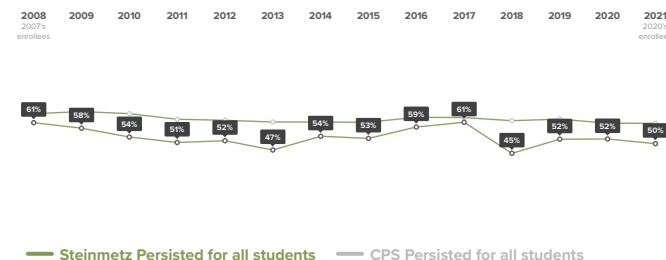


of 2020 immediate enrollees from Steinmetz were enrolled in the fall of 2021.

Where are 2020 Steinmetz graduates after 4 semesters?

2-year enrollees	4-year enrollees
2020 Immediate Enrollees from Steinmetz	2020 Immediate Enrollees from Steinmetz
0% transferred to 4-year college	51% remained in a 4-year college
45% remained in a 2-year college	3% transferred to a 2-year college
55% did not persist	46% did not persist

How has the College Persistence rate for students at Steinmetz changed over time?



College Completion



of 2016 immediate enrollees from Steinmetz completed a degree or credential by spring of 2022.

What credentials did 2016 Steinmetz graduates complete and how did college completion at Steinmetz compare to completion across CPS?

College Completion by 2022	College Completion by 2022
2016 Immediate Enrollees from Steinmetz	2016 Immediate Enrollees from CPS
22% completed bachelor's degree	38% completed bachelor's degree
17% completed associate degree or certificate	10% completed associate degree or certificate
61% did not complete college	52% did not complete college

How has the College Completion rate for students at Steinmetz changed over time?

