

9th Grade Enrollment



first-time 9th graders enrolled in Senn in 2021–2022.

In which community areas do Senn’s 2021–2022 9th graders live?

Community Area	Number of 9th Graders	Percentage of 9th Graders
West Ridge	101	25%
Edgewater	98	24%
Uptown	79	20%
Rogers Park	44	11%
Albany Park	6	1%
Other	29	8%

How do I use this dataset?

This report provides a snapshot of what 6 important milestones on the path to college completion look like for students at Senn. The report can be a starting place to ask deeper questions about Senn’s data using the To&Through Online Milestones Tool like:

- What are the current milestone rates? How do these rates differ for different student groups?
- How have trends in these milestones changed overtime? What historical context and factors may have affected these rates?
- What additional context about student experiences can help me better understand these milestone rates?

Take a deeper dive into the data at <https://toandthrough.uchicago.edu/tool/>

9th Grade On-Track

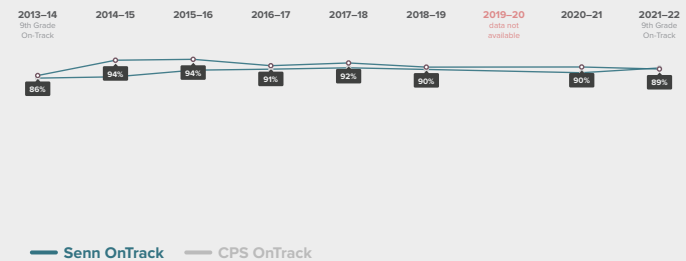


of 2021–2022 first-time 9th graders at Senn were on-track to graduate from high school in 4 years.

A student is considered on-track to graduate at the end of their ninth-grade year if they have:

- Completed **5** course credits and
- Failed no more than **1** semester of a core course in their first year of high school

How has the 9th Grade On-Track rate for students at Senn changed over time?



High School Graduation

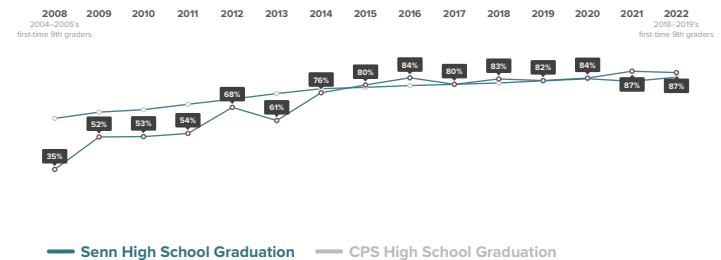


of 2018–2019 first-time 9th graders at Senn graduated high school by spring of 2022.

What colleges are 2018–2019 Senn graduates able to access based on GPA and ACT scores?

- 31% graduated with Selective College Access
- 29% graduated with Somewhat Selective College Access
- 26% graduated with Two-Year College Access
- 1% graduated with unavailable college access data
- 13% did not graduate

How has the High School Graduation rate for students at Senn changed over time?



College Enrollment

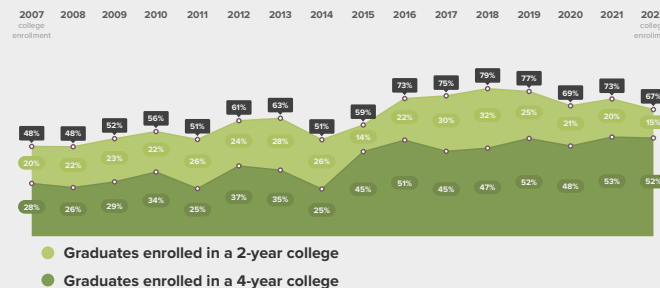


of 2022 high school graduates from Senn enrolled in college in fall of 2022.

In which colleges did 2022 Senn graduates enroll?

	Graduates Enrolled	URM Grad Rate	Institutional Grad Rate	Institution Type
University of Illinois at Chicago	26	53%	62%	4 year
City Colleges of Chicago-Harry S Truman College	24	22%	25%	2 year
Illinois State University	17	51%	67%	4 year
Loyola University Chicago	15	63%	72%	4 year
Northeastern Illinois University	14	16%	21%	4 year

How has the College Enrollment rate for students at Senn changed over time?



College Persistence

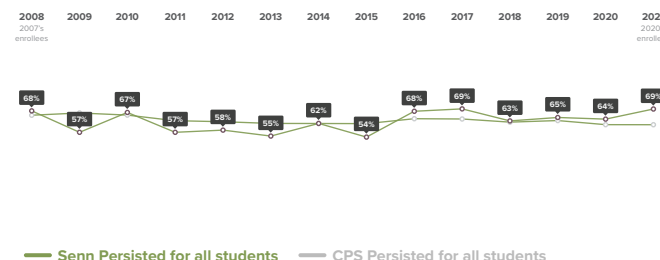


of 2020 immediate enrollees from Senn were enrolled in the fall of 2021.

Where are 2020 Senn graduates after 4 semesters?

2-year enrollees	4-year enrollees
2020 Immediate Enrollees from Senn	2020 Immediate Enrollees from Senn
0% transferred to 4-year college	70% remained in a 4-year college
52% remained in a 2-year college	7% transferred to a 2-year college
48% did not persist	23% did not persist

How has the College Persistence rate for students at Senn changed over time?



College Completion



of 2016 immediate enrollees from Senn completed a degree or credential by spring of 2022.

What credentials did 2016 Senn graduates complete and how did college completion at Senn compare to completion across CPS?

College Completion by 2022	College Completion by 2022
2016 Immediate Enrollees from Senn	2016 Immediate Enrollees from CPS
40% completed bachelor's degree	38% completed bachelor's degree
15% completed associate degree or certificate	10% completed associate degree or certificate
45% did not complete college	52% did not complete college

How has the College Completion rate for students at Senn changed over time?

