

## 9th Grade Enrollment



first-time 9th graders enrolled in Schurz in 2021–2022.

### In which community areas do Schurz's 2021–2022 9th graders live?

Community Area	Number of 9th Graders	Percentage of 9th Graders
Avondale	87	26%
Portage Park	60	18%
Irving Park	56	17%
Belmont Cragin	32	9%
Logan Square	27	8%
Other	52	17%

### How do I use this dataset?

This report provides a snapshot of what 6 important milestones on the path to college completion look like for students at Schurz. The report can be a starting place to ask deeper questions about Schurz's data using the To&Through Online Milestones Tool like:

- What are the current milestone rates? How do these rates differ for different student groups?
- How have trends in these milestones changed overtime? What historical context and factors may have affected these rates?
- What additional context about student experiences can help me better understand these milestone rates?

Take a deeper dive into the data at <https://toandthrough.uchicago.edu/tool/>

## 9th Grade On-Track

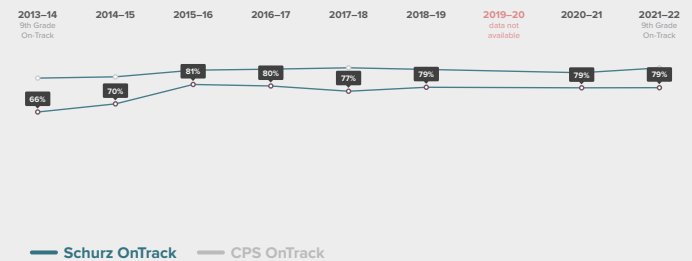


of 2021–2022 first-time 9th graders at Schurz were on-track to graduate from high school in 4 years.

A student is considered on-track to graduate at the end of their ninth-grade year if they have:

- Completed **5** course credits and
- Failed no more than **1** semester of a core course in their first year of high school

### How has the 9th Grade On-Track rate for students at Schurz changed over time?



## High School Graduation

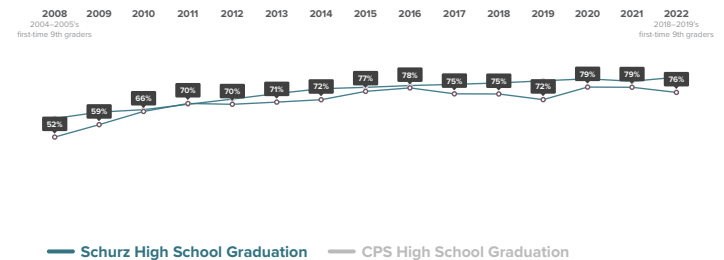


of 2018–2019 first-time 9th graders at Schurz graduated high school by spring of 2022.

### What colleges are 2018–2019 Schurz graduates able to access based on GPA and ACT scores?

- 18% graduated with Selective College Access
- 25% graduated with Somewhat Selective College Access
- 32% graduated with Two-Year College Access
- 1% graduated with unavailable college access data
- 24% did not graduate

### How has the High School Graduation rate for students at Schurz changed over time?



## College Enrollment

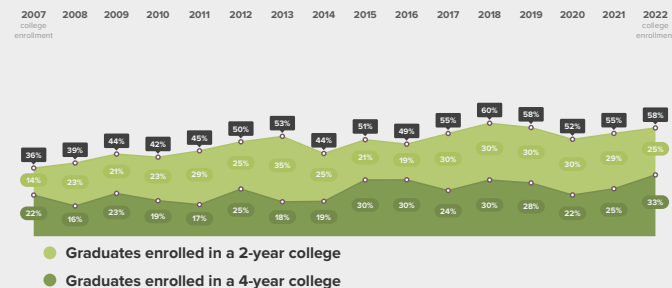


of 2022 high school graduates from Schurz enrolled in college in fall of 2022.

### In which colleges did 2022 Schurz graduates enroll?

	Graduates Enrolled	URM Grad Rate	Institutional Grad Rate	Institution Type
City Colleges of Chicago-Wilbur Wright College	37	23%	29%	2 year
Northeastern Illinois University	24	16%	21%	4 year
City Colleges of Chicago-Malcolm X College	20	21%	21%	2 year
University of Illinois at Chicago	20	53%	62%	4 year
Dominican University	7	49%	52%	4 year

### How has the College Enrollment rate for students at Schurz changed over time?



## College Persistence

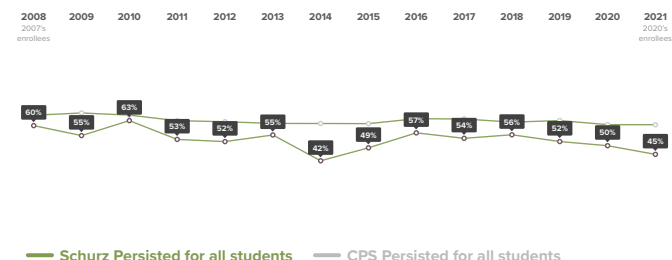


of 2020 immediate enrollees from Schurz were enrolled in the fall of 2021.

### Where are 2020 Schurz graduates after 4 semesters?

2-year enrollees	4-year enrollees
2020 Immediate Enrollees from Schurz	2020 Immediate Enrollees from Schurz
1% transferred to 4-year college	46% remained in a 4-year college
38% remained in a 2-year college	7% transferred to a 2-year college
61% did not persist	46% did not persist

### How has the College Persistence rate for students at Schurz changed over time?



## College Completion



of 2016 immediate enrollees from Schurz completed a degree or credential by spring of 2022.

### What credentials did 2016 Schurz graduates complete and how did college completion at Schurz compare to completion across CPS?

College Completion by 2022	College Completion by 2022
2016 Immediate Enrollees from Schurz	2016 Immediate Enrollees from CPS
23% completed bachelor's degree	38% completed bachelor's degree
15% completed associate degree or certificate	10% completed associate degree or certificate
63% did not complete college	52% did not complete college

### How has the College Completion rate for students at Schurz changed over time?

