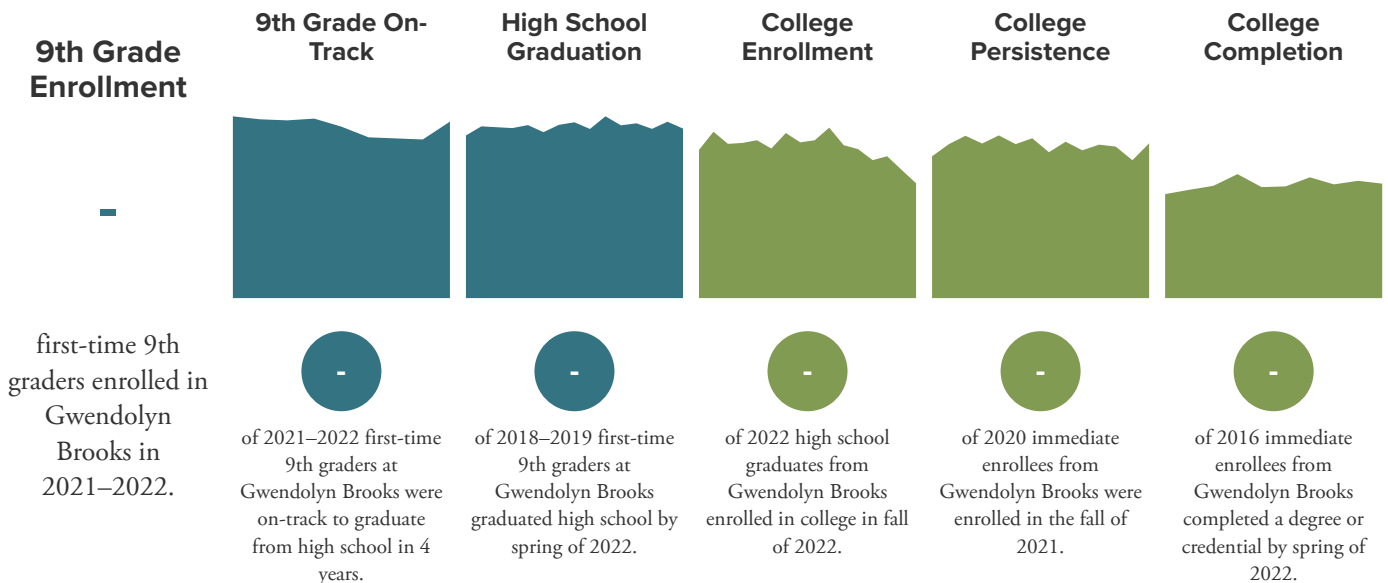


## Educational Attainment at Gwendolyn Brooks

This report provides an overview of historic trends at Gwendolyn Brooks High School on six milestones along the path to and through college. The data in this report is designed to give school stakeholders actionable information to inform their efforts to propel more students to and through high school and college. While the data shown here can start conversations about how to meaningfully invest in students at Gwendolyn Brooks, it only begins to tell the full story. Explore in-depth data on high school outcomes and post-secondary experiences at Gwendolyn Brooks through the [To&Through online tool](#).

Using data to guide school improvement means that the conversation around the data is just as important as the data itself. Using accompanying discussion guides alongside this report and the To&Through online tool can help your school community socialize foundational knowledge on research-based indicators, form consensus around goals and strategies for improvement, and build an imperative for your collective work supporting student success.



The data displayed in this report may differ from data provided directly from CPS. [Read](#) about how we define student groups and calculate rates.

# 9th Grade Enrollment at Gwendolyn Brooks



first-time 9th graders enrolled in Gwendolyn Brooks in 2021–2022.

## Where do 9th graders at Gwendolyn Brooks live?

Top 5 community areas in which Gwendolyn Brooks’s 2021–2022 9th graders live

Community Area	Number of 9th Graders	Percentage of 9th Graders
Roseland	29	14%
Auburn Gresham	18	9%
West Pullman	15	7%
East Side	14	7%
Morgan Park	13	6%
Other	82	48%

## How have 8th grade GPA and attendance rates for first-time 9th graders at Gwendolyn Brooks changed over time?

8th Grade GPA and attendance rates for first-time 9th graders since 2013

2013–2014 data not available    2014–2015 data not available    2015–2016 data not available    2016–2017 data not available    2017–2018 data not available    2018–2019 data not available    2019–2020 data not available    2020–2021 data not available    2021–2022 data not available

- Enrollees with missing 8th grade grades and/or attendance data
- Enrollees with Intensive Support status in 8th grade
- Enrollees with Academic Support status in 8th grade
- Enrollees with Attendance Support status in 8th grade
- Enrollees with On Track status in 8th grade

8th grade grades and attendance are the strongest predictors of academic performance in high school.

## How does 8th grade performance relate to 9th grade success at Gwendolyn Brooks?

Explore [8th grade performance data](#) to learn the extent to which 8th grade performance predicts 9th grade outcomes at your school. This information can help school teams identify priority points of intervention for improving students’ course performance.

Have more questions about 9th Grade Enrollment at Gwendolyn Brooks?  
Take a deeper dive into the data at <https://toandthrough.uchicago.edu/tool/cps/>

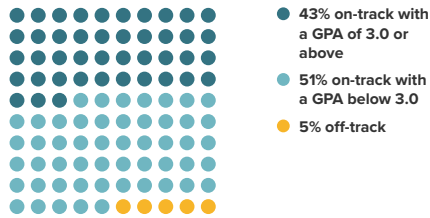
# 9th Grade On-Track at Gwendolyn Brooks



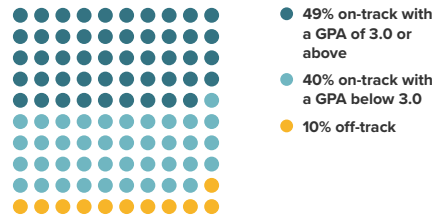
of 2021–2022 first-time 9th graders at Gwendolyn Brooks were on-track to graduate from high school in 4 years. Students who are on-track at the end of ninth grade are nearly three times more likely to graduate from high school than students who are off-track. A student is on-track if they earn at least 6.5 total credits by the end of ninth grade, meaning they can fail no more than 1 semester course (including non-core subjects). Additionally, students who obtain a 3.0 GPA or above in high school are more likely to graduate from a four-year college within six years.

## What does 9th Grade On-Track look like at Gwendolyn Brooks and how does it compare to rates across CPS?

2021–2022 Gwendolyn Brooks 9th Graders

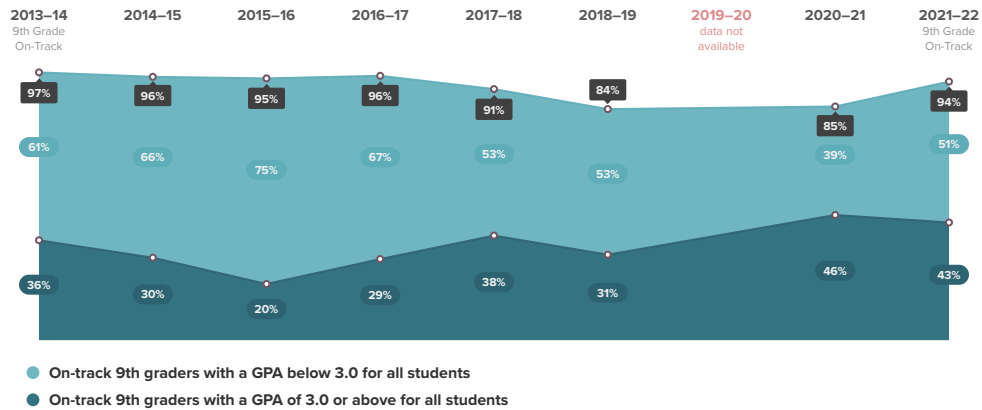


All 2021–2022 CPS 9th Graders



## How does 8th grade performance relate to 9th grade success at Gwendolyn Brooks?

9th Grade On-Track and 3.0 rates for Gwendolyn Brooks’s first-time 9th graders over time



We use a 3.0 GPA (or “Bs or better”) as an early indicator of college readiness, because high school GPA is the best available indicator of college success.

## How do 9th Grade On-Track rates vary by gender at Gwendolyn Brooks?

Across the city, we see differences in ninth-grade performance for young men and young women. Some of this difference is due to the different ways in which young women and young men experience the transition to high school. Explore [student OnTrack data](#) at Gwendolyn Brooks across genders to reflect on how your school is supporting the academic and social development of students of different genders.

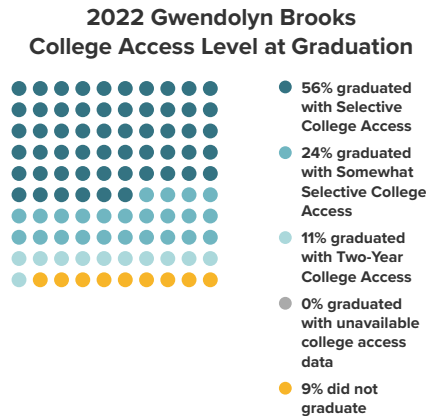
Have more questions about 9th Grade On-Track at Gwendolyn Brooks? Take a deeper dive into the data at <https://toandthrough.uchicago.edu/tool/cps/>

# High School Graduation at Gwendolyn Brooks



of 2018–2019 first-time 9th graders at Gwendolyn Brooks graduated high school by spring of 2022. Graduating high school with a high level of academic achievement is among the most important markers along the road to college success. Students who graduate from high school with a GPA of 3.0 or above have at least a 50 percent probability of graduating from a four-year college within six years. In order to graduate from high school on time, students must obtain a minimum of 24 credits.

## How many 9th graders at Gwendolyn Brooks graduated from high school and what were the college access levels of those graduates?



Our college access framework breaks students into different groups based on their graduating GPA and ACT scores (or converted SAT scores). Students with selective access are likely to be accepted to selective and very selective four-year colleges, students with somewhat selective access are likely to be accepted to somewhat selective and non-selective four-year colleges, and students with two-year access are likely to be accepted to two-year colleges.

[Explore high school performance data](#) to see how college access changed over time at Gwendolyn Brooks.

## How has the high school graduation rate and the proportion of students graduating with a 3.0 or above at Gwendolyn Brooks changed over time?

### 4-year high school graduation rates since for all 9th graders

No data available for prior years.

Students who graduate from high school with a GPA of 3.0 or above have at least a 50 percent probability of graduating from a four-year college within six years.

## How do High School Graduation rates vary by 9th grade on-track status at Gwendolyn Brooks?

Explore [high school graduation data](#) to learn how predictive ninth-grade performance is of end-of-high-school outcomes at your school. This information can help school teams identify priority points of intervention for improving students' course performance.

Have more questions about High School Graduation at Gwendolyn Brooks? Take a deeper dive into the data at <https://toandthrough.uchicago.edu/tool/cps/>

# College Enrollment at Gwendolyn Brooks



of 2022 high school graduates from Gwendolyn Brooks enrolled in college in fall of 2022. Students' choice of college influences their likelihood of earning a college degree. Students who choose a college with a strong track record of graduating its students, and which fits their unique financial, geographic, and cultural needs, are more likely to earn a college degree or credential. College may not be the best path for every student, but due to data limitations, we are not currently able to track outcomes for non-college pathways (for example, military service, trade school, workforce).

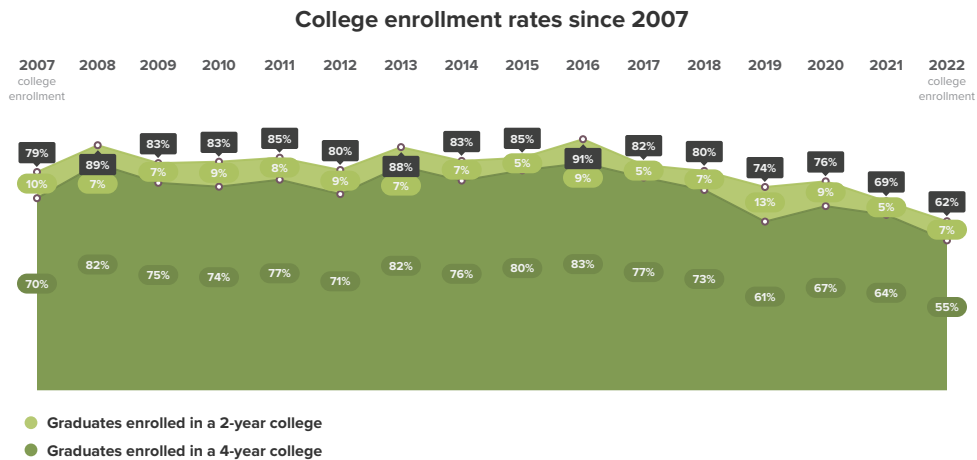
## What institutions do Gwendolyn Brooks's college enrollees attend and what are the graduation rates of those institutions?

Students' choice of college influences their likelihood of earning a college degree. Students who choose a college with a strong track record of graduating its students are more likely to earn a college degree or credential.

### 2022 enrollment of Gwendolyn Brooks graduates by the 5 most commonly attended colleges

	Graduates Enrolled	URM Grad Rate	Institutional Grad Rate	Institution Type
University of Illinois at Chicago	13	53%	62%	4 year
Xavier University of Louisiana	10	47%	50%	4 year
Bradley University	7	61%	76%	4 year
Columbia College Chicago	7	39%	51%	4 year
Florida Agricultural and Mechanical University	5	55%	55%	4 year

## How have two-year and four-year college enrollment rates for graduates at Gwendolyn Brooks changed over time?



## How do enrollment rates for 2-year and 4-year colleges vary by gender at Gwendolyn Brooks?

Use Gwendolyn Brooks's [college enrollment data](#) to examine differences in post-secondary experiences across genders. What choices are students of different genders making around college enrollment?

Have more questions about College Enrollment at Gwendolyn Brooks? Take a deeper dive into the data at <https://toandthrough.uchicago.edu/tool/cps/>

# College Persistence at Gwendolyn Brooks

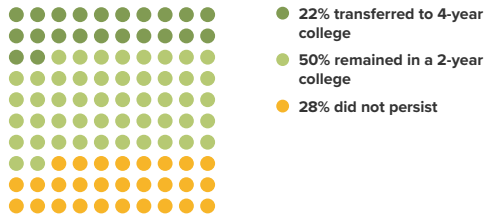


of 2020 immediate enrollees from Gwendolyn Brooks were enrolled in the fall of 2021. None

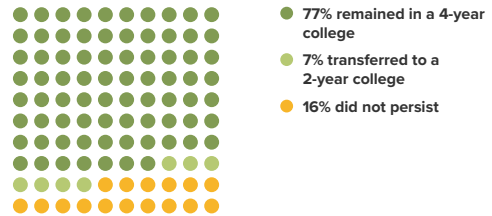
## Where are 2020 Gwendolyn Brooks graduates after 4 semesters?

Students follow myriad pathways in their post-secondary career, with many choosing to transfer between 2-year and 4-year institutions.

**2-year enrollees 2020 Immediate Enrollees from Gwendolyn Brooks**



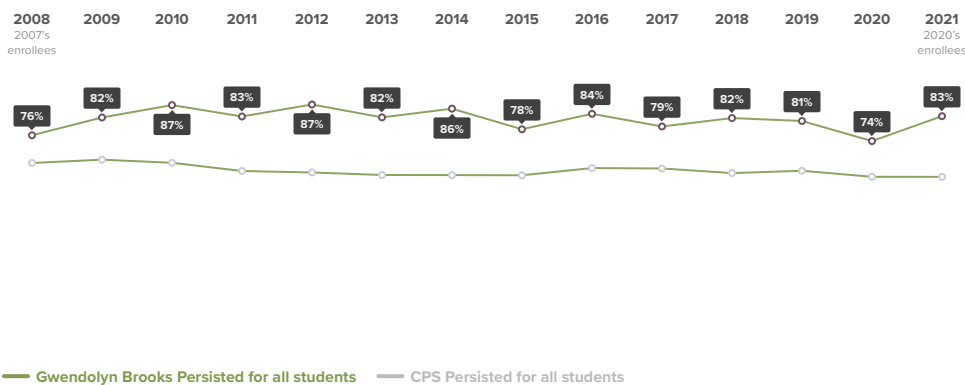
**4-year enrollees 2020 Immediate Enrollees from Gwendolyn Brooks**



## How have persistence rates for college enrollees changed at Gwendolyn Brooks over time?

Students who “persist” by remaining continuously enrolled through the first two years of college are more likely to complete a degree or credential.

**College persistence rates for college enrollees since 2009**



## How has College Persistence changed over time for 2-year and 4-year enrollees respectively?

Explore [Gwendolyn Brooks's college persistence data](#) across 2- and 4-year colleges to understand what supports might be needed by students enrolling in different kinds of institutions.

Have more questions about College Persistence at Gwendolyn Brooks? Take a deeper dive into the data at <https://toandthrough.uchicago.edu/tool/cps/>

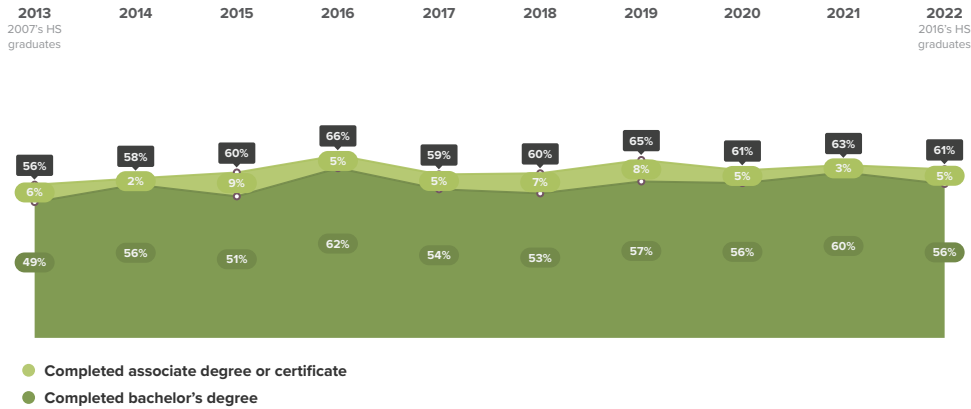
# College Completion at Gwendolyn Brooks



of 2016 immediate enrollees from Gwendolyn Brooks completed a degree or credential by spring of 2022. Completing a college degree or certificate is increasingly a primary pathway to social and economic stability in the 21st century. When considering a high school's effort to increase the educational attainment of its students, the college completion rate is a critical benchmark.

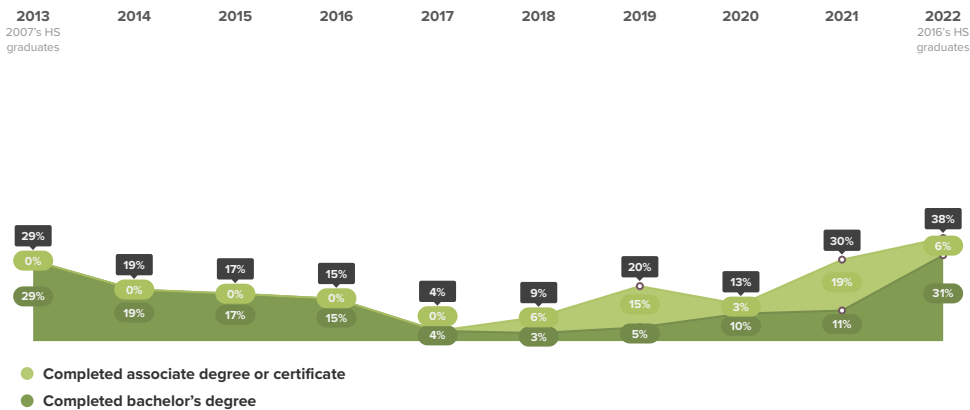
## How have college completion rates for Gwendolyn Brooks graduates who immediately enrolled in a 2-year or 4-year college changed over time?

College completion rates since 2013 for graduates who immediately enrolled in a 2-year or 4-year college



## How have college completion rates for Gwendolyn Brooks graduates who did not immediately enroll in a 2-year or 4-year college changed over time?

College completion rates since 2013 for graduates who did not immediately enroll in a 2-year or 4-year college



## How does College Completion at Gwendolyn Brooks compare to College Completion at similar schools?

Explore [College Completion data](#) from schools that serve similar populations of students to identify areas of growth for Gwendolyn Brooks. Conversation and collaboration with teams at schools with different college completion outcomes can help your team identify new practices to try at Gwendolyn Brooks.

Have more questions about College Completion at Gwendolyn Brooks? Take a deeper dive into the data at <https://toandthrough.uchicago.edu/tool/cps/>