

9th Grade Enrollment



first-time 9th graders enrolled in Kelly in 2021–2022.

In which community areas do Kelly's 2021–2022 9th graders live?

Community Area	Number of 9th Graders	Percentage of 9th Graders
Brighton Park	222	52%
Gage Park	52	12%
Mckinley Park	38	9%
South Lawndale	26	6%
New City	25	6%
Other	45	11%

How do I use this dataset?

This report provides a snapshot of what 6 important milestones on the path to college completion look like for students at Kelly. The report can be a starting place to ask deeper questions about Kelly's data using the To&Through Online Milestones Tool like:

- What are the current milestone rates? How do these rates differ for different student groups?
- How have trends in these milestones changed overtime? What historical context and factors may have affected these rates?
- What additional context about student experiences can help me better understand these milestone rates?

Take a deeper dive into the data at <https://toandthrough.uchicago.edu/tool/>

9th Grade On-Track

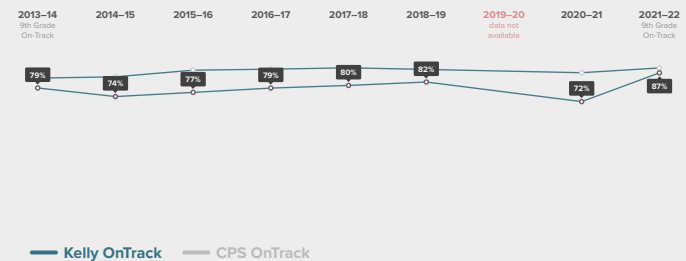


of 2021–2022 first-time 9th graders at Kelly were on-track to graduate from high school in 4 years.

A student is considered on-track to graduate at the end of their ninth-grade year if they have:

- Completed **5** course credits and
- Failed no more than **1** semester of a core course in their first year of high school

How has the 9th Grade On-Track rate for students at Kelly changed over time?



High School Graduation

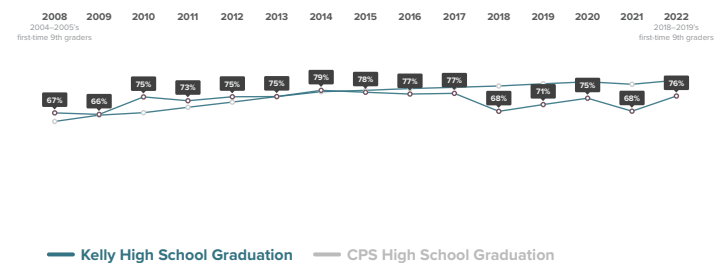


of 2018–2019 first-time 9th graders at Kelly graduated high school by spring of 2022.

What colleges are 2018–2019 Kelly graduates able to access based on GPA and ACT scores?

- 23% graduated with Selective College Access
- 26% graduated with Somewhat Selective College Access
- 26% graduated with Two-Year College Access
- 0% graduated with unavailable college access data
- 24% did not graduate

How has the High School Graduation rate for students at Kelly changed over time?



College Enrollment

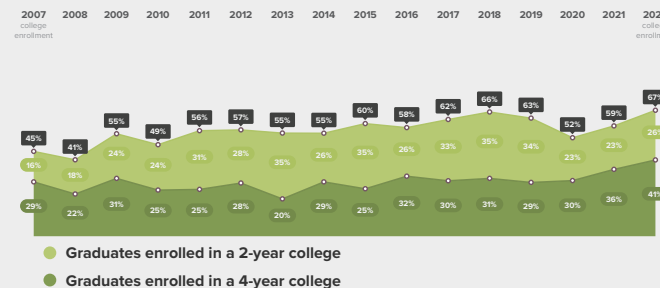


of 2022 high school graduates from Kelly enrolled in college in fall of 2022.

In which colleges did 2022 Kelly graduates enroll?

	Graduates Enrolled	URM Grad Rate	Institutional Grad Rate	Institution Type
University of Illinois at Chicago	44	53%	62%	4 year
City Colleges of Chicago-Harold Washington College	33	22%	24%	2 year
City Colleges of Chicago-Richard J Daley College	24	24%	33%	2 year
City Colleges of Chicago-Malcolm X College	19	21%	21%	2 year
University of Illinois at Urbana-Champaign	16	75%	85%	4 year

How has the College Enrollment rate for students at Kelly changed over time?



College Persistence

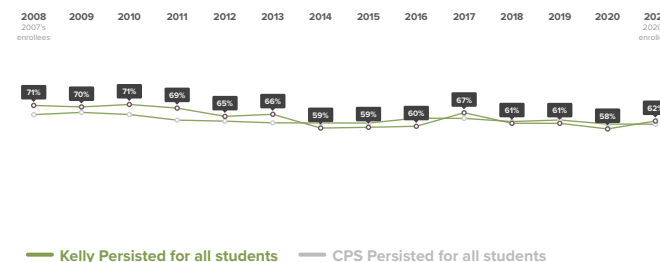


of 2020 immediate enrollees from Kelly were enrolled in the fall of 2021.

Where are 2020 Kelly graduates after 4 semesters?

2-year enrollees	4-year enrollees
2020 Immediate Enrollees from Kelly	2020 Immediate Enrollees from Kelly
2% transferred to 4-year college	72% remained in a 4-year college
46% remained in a 2-year college	1% transferred to a 2-year college
51% did not persist	27% did not persist

How has the College Persistence rate for students at Kelly changed over time?



College Completion



of 2016 immediate enrollees from Kelly completed a degree or credential by spring of 2022.

What credentials did 2016 Kelly graduates complete and how did college completion at Kelly compare to completion across CPS?

College Completion by 2022	College Completion by 2022
2016 Immediate Enrollees from Kelly	2016 Immediate Enrollees from CPS
34% completed bachelor's degree	38% completed bachelor's degree
18% completed associate degree or certificate	10% completed associate degree or certificate
47% did not complete college	52% did not complete college

How has the College Completion rate for students at Kelly changed over time?

