

9th Grade Enrollment



first-time 9th graders enrolled in Harper in 2021–2022.

In which community areas do Harper's 2021–2022 9th graders live?

Community Area	Number of 9th Graders	Percentage of 9th Graders
No community areas to show. <i>Fewer than 5 community areas are represented by students in this school.</i>		

How do I use this dataset?

This report provides a snapshot of what 6 important milestones on the path to college completion look like for students at Harper. The report can be a starting place to ask deeper questions about Harper's data using the To&Through Online Milestones Tool like:

- What are the current milestone rates? How do these rates differ for different student groups?
- How have trends in these milestones changed overtime? What historical context and factors may have affected these rates?
- What additional context about student experiences can help me better understand these milestone rates?

Take a deeper dive into the data at <https://toandthrough.uchicago.edu/tool/>

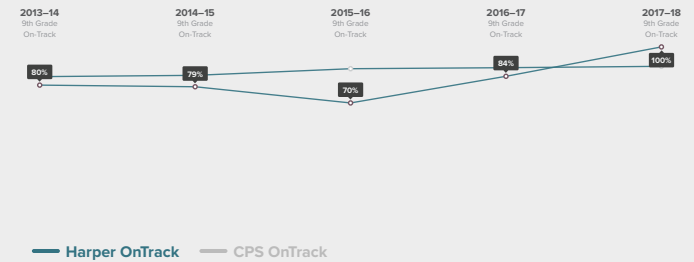
9th Grade On-Track



of 2021–2022 first-time 9th graders at Harper were on-track to graduate from high school in 4 years.

A student is considered on-track to graduate at the end of their ninth-grade year if they have:

- Completed **5** course credits and
- Failed no more than **1** semester of a core course in their first year of high school



High School Graduation

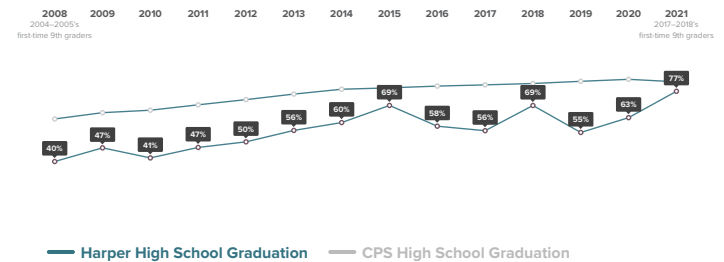


of 2018–2019 first-time 9th graders at Harper graduated high school by spring of 2022.

What colleges are 2018–2019 Harper graduates able to access based on GPA and ACT scores?

Data not available

How has the High School Graduation rate for students at Harper changed over time?



College Enrollment

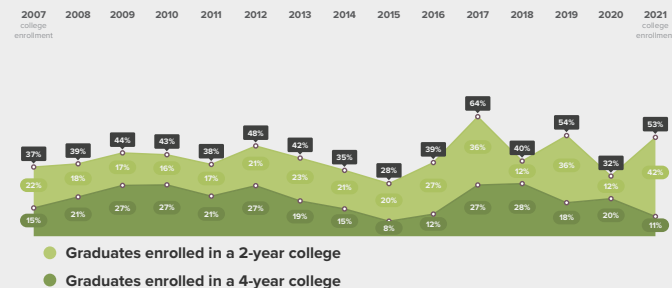


0% of 2022 high school graduates from Harper enrolled in college in fall of 2022.

In which colleges did 2022 Harper graduates enroll?

Graduates Enrolled	URM Grad Rate	Institutional Grad Rate	Institution Type
No colleges to show.			
<i>In order to preserve students' anonymity, only colleges that enrolled at least 5 students from Harper in 2022 are included in this table.</i>			

How has the College Enrollment rate for students at Harper changed over time?



College Persistence

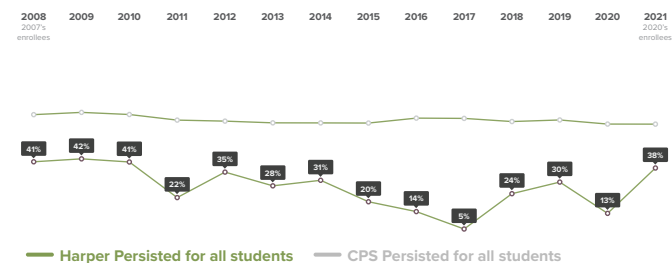


0% of 2020 immediate enrollees from Harper were enrolled in the fall of 2021.

Where are 2020 Harper graduates after 4 semesters?

2-year enrollees 2020 Immediate Enrollees from Harper	4-year enrollees 2020 Immediate Enrollees from Harper
0% transferred to 4-year college 0% remained in a 2-year college 100% did not persist	40% remained in a 4-year college 20% transferred to a 2-year college 40% did not persist

How has the College Persistence rate for students at Harper changed over time?



College Completion



0% of 2016 immediate enrollees from Harper completed a degree or credential by spring of 2022.

What credentials did 2016 Harper graduates complete and how did college completion at Harper compare to completion across CPS?

College Completion by 2022 2016 Immediate Enrollees from Harper	College Completion by 2022 2016 Immediate Enrollees from CPS
5% completed bachelor's degree 0% completed associate degree or certificate 95% did not complete college	38% completed bachelor's degree 10% completed associate degree or certificate 52% did not complete college

How has the College Completion rate for students at Harper changed over time?

