

9th Grade Enrollment



first-time 9th graders enrolled in CVS in 2021–2022.

In which community areas do CVS's 2021–2022 9th graders live?

Community Area	Number of 9th Graders	Percentage of 9th Graders
South Shore	70	38%
South Chicago	19	10%
Greater Grand Crossing	16	9%
Avalon Park	12	7%
Chatham	10	5%
Other	17	12%

How do I use this dataset?

This report provides a snapshot of what 6 important milestones on the path to college completion look like for students at CVS. The report can be a starting place to ask deeper questions about CVS's data using the To&Through Online Milestones Tool like:

- What are the current milestone rates? How do these rates differ for different student groups?
- How have trends in these milestones changed overtime? What historical context and factors may have affected these rates?
- What additional context about student experiences can help me better understand these milestone rates?

Take a deeper dive into the data at <https://toandthrough.uchicago.edu/tool/>

9th Grade On-Track

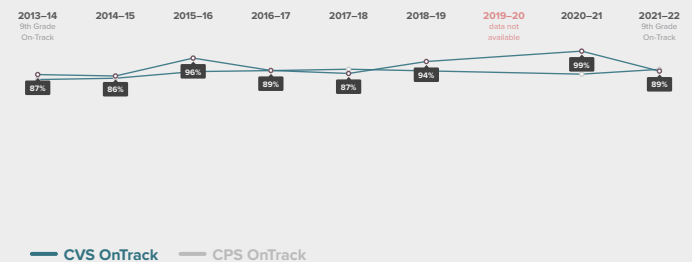


of 2021–2022 first-time 9th graders at CVS were on-track to graduate from high school in 4 years.

A student is considered on-track to graduate at the end of their ninth-grade year if they have:

- Completed **5** course credits and
- Failed no more than **1** semester of a core course in their first year of high school

How has the 9th Grade On-Track rate for students at CVS changed over time?



High School Graduation

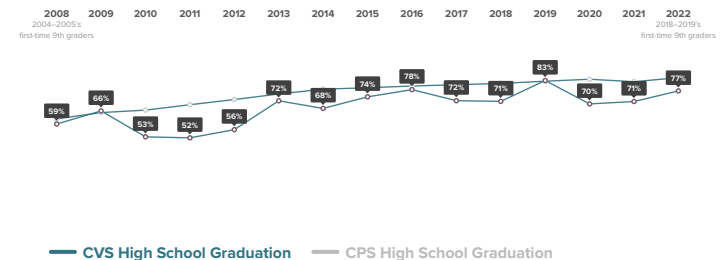


of 2018–2019 first-time 9th graders at CVS graduated high school by spring of 2022.

What colleges are 2018–2019 CVS graduates able to access based on GPA and ACT scores?

- 8% graduated with Selective College Access
- 26% graduated with Somewhat Selective College Access
- 41% graduated with Two-Year College Access
- 2% graduated with unavailable college access data
- 23% did not graduate

How has the High School Graduation rate for students at CVS changed over time?



College Enrollment

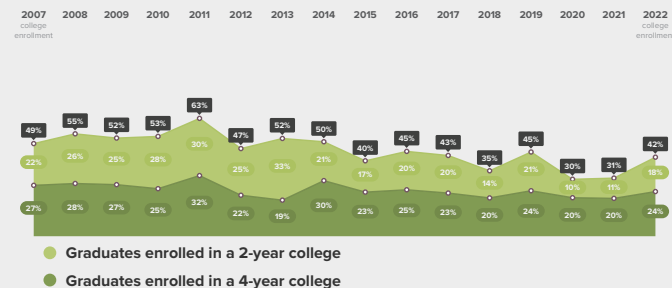


0% of 2022 high school graduates from CVS enrolled in college in fall of 2022.

In which colleges did 2022 CVS graduates enroll?

	Graduates Enrolled	URM Grad Rate	Institutional Grad Rate	Institution Type
City Colleges of Chicago-Malcolm X College	9	21%	21%	2 year
Northern Illinois University	8	39%	51%	4 year
City Colleges of Chicago-Olive-Harvey College	7	17%	16%	2 year
City Colleges of Chicago-Harold Washington College	6	22%	24%	2 year
Southern Illinois University-Carbondale	5	28%	45%	4 year

How has the College Enrollment rate for students at CVS changed over time?



College Persistence



0% of 2020 immediate enrollees from CVS were enrolled in the fall of 2021.

Where are 2020 CVS graduates after 4 semesters?

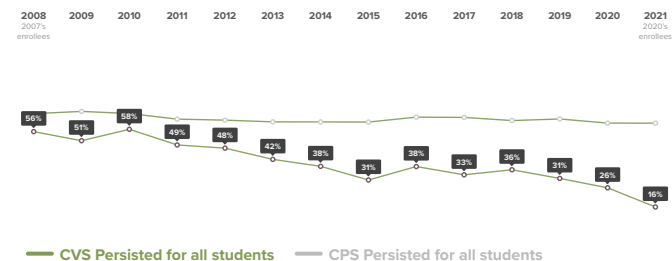
2-year enrollees
2020 Immediate Enrollees from CVS

4-year enrollees
2020 Immediate Enrollees from CVS

0% transferred to 4-year college
25% remained in a 2-year college
75% did not persist

8% remained in a 4-year college
4% transferred to a 2-year college
88% did not persist

How has the College Persistence rate for students at CVS changed over time?



College Completion



0% of 2016 immediate enrollees from CVS completed a degree or credential by spring of 2022.

What credentials did 2016 CVS graduates complete and how did college completion at CVS compare to completion across CPS?

College Completion by 2022
2016 Immediate Enrollees from CVS

11% completed bachelor's degree
5% completed associate degree or certificate
85% did not complete college

College Completion by 2022
2016 Immediate Enrollees from CPS

38% completed bachelor's degree
10% completed associate degree or certificate
52% did not complete college

How has the College Completion rate for students at CVS changed over time?

