

Freshman Enrollment



100% of first-time freshmen enrolled in Solorio in 2020–2021.

In which community areas do Solorio's 2020–2021 freshmen live?

Community Area	Number of Freshmen	Percentage of Freshmen
Gage Park	163	57%
Chicago Lawn	61	21%
West Elsdon	40	14%
West Lawn	6	2%

In order to preserve students' anonymity, only community areas with at least 5 freshman enrollees from Solorio in are included in this table.

How do I use this dataset?

This report provides a snapshot of what 6 important milestones on the path to college completion look like for students at Solorio. The report can be a starting place to ask deeper questions about Solorio's data using the To&Through Online Milestones Tool like:

- What are the current milestone rates? How do these rates differ for different student groups?
- How have trends in these milestones changed overtime? What historical context and factors may have affected these rates?
- What additional context about student experiences can help me better understand these milestone rates?

Take a deeper dive into the data at <https://toandthrough.uchicago.edu/tool/>

Freshman OnTrack

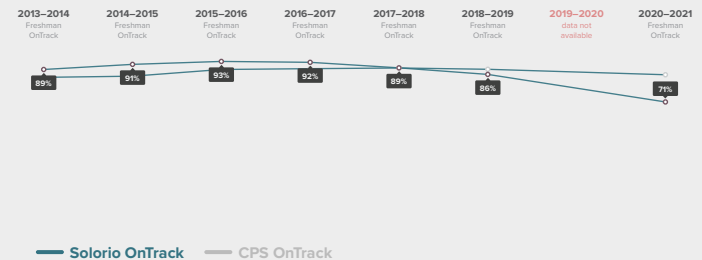


100% of 2020–2021 first-time freshmen at Solorio were on-track to graduate from high school in 4 years.

A student is considered on-track to graduate at the end of freshman year if they have:

- Completed 5 course credits and
- Failed no more than 1 semester of a core course in their first year of high school

How has the Freshman OnTrack rate for students at Solorio changed over time?



High School Graduation

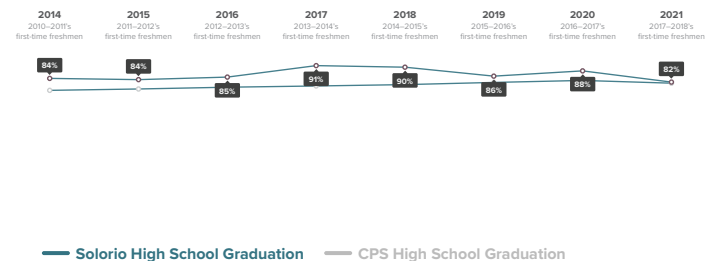


100% of 2017–2018 first-time freshmen at Solorio graduated high school by spring of 2021.

What colleges are 2017–2018 Solorio graduates able to access based on GPA and ACT scores?

Data not available

How has the High School Graduation rate for students at Solorio changed over time?



College Enrollment

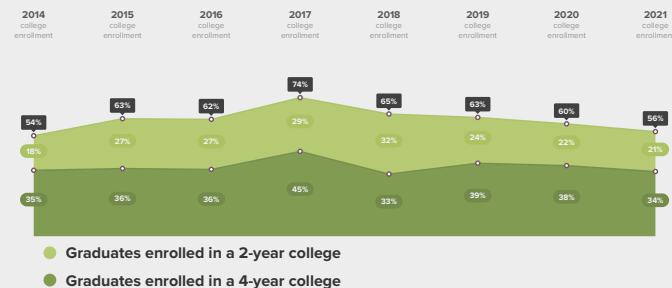


100% of 2021 high school graduates from Solorio enrolled in college in fall of 2021.

In which colleges did 2021 Solorio graduates enroll?

	Graduates Enrolled	URM Grad Rate	Institutional Grad Rate	Institution Type
University of Illinois at Chicago	23	53%	62%	4 year
City Colleges of Chicago-Malcolm X College	16	21%	21%	2 year
City Colleges of Chicago-Richard J Daley College	15	24%	33%	2 year
City Colleges of Chicago-Herold Washington College	13	22%	24%	2 year
Northern Illinois University	9	39%	51%	4 year

How has the College Enrollment rate for students at Solorio changed over time?



College Persistence



100% of 2019 high school graduates from Solorio who enrolled in college in fall of 2019 were continuously enrolled through spring of 2021.

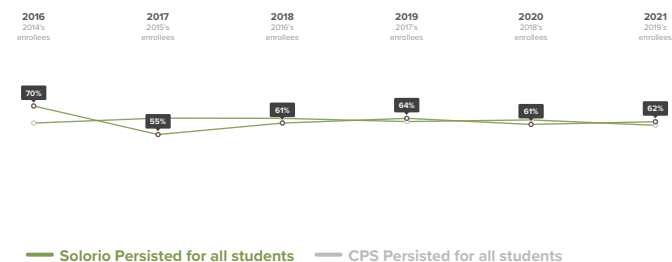
Where are 2019 Solorio graduates after 4 semesters?

2-year enrollees 2019 Immediate Enrollees from Solorio
 0% transferred to a 4-year college
 49% remained in a 2-year college
 51% did not persist

An additional 11% of Solorio's 2019 high school graduates who immediately enrolled in 2-year college transferred to a 4-year college at semester 5.

4-year enrollees 2019 Immediate Enrollees from Solorio
 63% remained in a 4-year college
 8% transferred to a 2-year college
 30% did not persist

How has the College Persistence rate for students at Solorio changed over time?



College Completion



100% of 2015 high school graduates from Solorio who immediately enrolled in college completed a degree or credential by spring of 2021.

What credentials did 2015 Solorio graduates complete and how did college completion at Solorio compare to completion across CPS?

College Completion by 2021 2015 Immediate Enrollees from Solorio
 26% completed bachelor's degree
 13% completed associate degree or certificate
 61% did not complete college

College Completion by 2021 2015 Immediate Enrollees from CPS
 38% completed bachelor's degree
 10% completed associate degree or certificate
 51% did not complete college

How has the College Completion rate for students at Solorio changed over time?

