

Freshman Enrollment



first-time freshmen enrolled in Rickover Navy in 2020–2021.

In which community areas do Rickover Navy's 2020–2021 freshmen live?

Community Area	Number of Freshmen	Percentage of Freshmen
Portage Park	49	30%
Irving Park	21	13%
Belmont Cragin	19	12%
Albany Park	16	10%
Dunning	12	7%
Other	15	11%

How do I use this dataset?

This report provides a snapshot of what 6 important milestones on the path to college completion look like for students at Rickover Navy. The report can be a starting place to ask deeper questions about Rickover Navy's data using the To&Through Online Milestones Tool like:

- What are the current milestone rates? How do these rates differ for different student groups?
- How have trends in these milestones changed overtime? What historical context and factors may have affected these rates?
- What additional context about student experiences can help me better understand these milestone rates?

Take a deeper dive into the data at
<https://toandthrough.uchicago.edu/tool/>

Freshman OnTrack

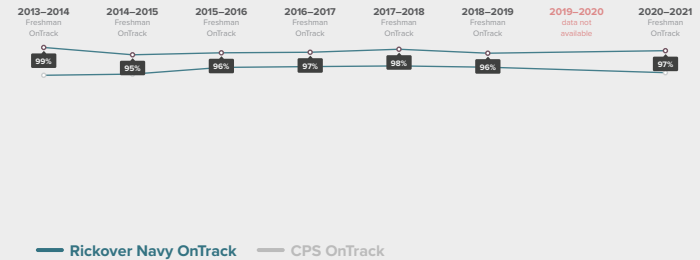


of 2020–2021 first-time freshmen at Rickover Navy were on-track to graduate from high school in 4 years.

A student is considered on-track to graduate at the end of freshman year if they have:

- Completed **5** course credits and
- Failed no more than **1** semester of a core course in their first year of high school

How has the Freshman OnTrack rate for students at Rickover Navy changed over time?



High School Graduation

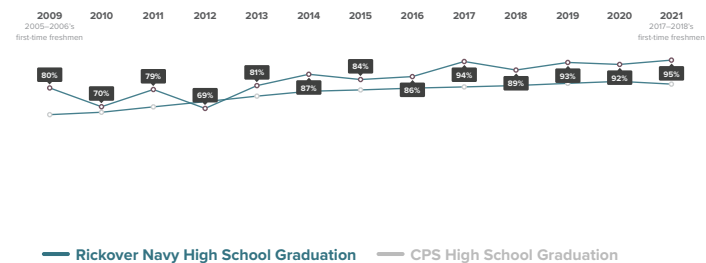


of 2017–2018 first-time freshmen at Rickover Navy graduated high school by spring of 2021.

What colleges are 2017–2018 Rickover Navy graduates able to access based on GPA and ACT scores?

Data not available

How has the High School Graduation rate for students at Rickover Navy changed over time?



College Enrollment



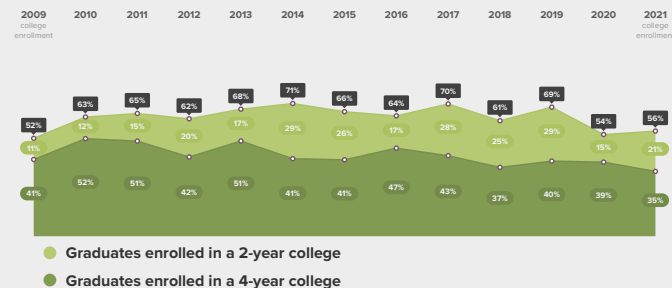
of 2021 high school graduates from Rickover Navy enrolled in college in fall of 2021.

In which colleges did 2021 Rickover Navy graduates enroll?

	Graduates Enrolled	URM Grad Rate	Institutional Grad Rate	Institution Type
City Colleges of Chicago-Harry S Truman College	5	22%	25%	2 year
Loyola University Chicago	5	63%	72%	4 year
University of Illinois at Chicago	5	53%	62%	4 year

In order to preserve students' anonymity, only colleges that enrolled at least 5 students from Rickover Navy in 2021 are included in this table.

How has the College Enrollment rate for students at Rickover Navy changed over time?



College Persistence



of 2019 high school graduates from Rickover Navy who enrolled in college in fall of 2019 were continuously enrolled through spring of 2021.

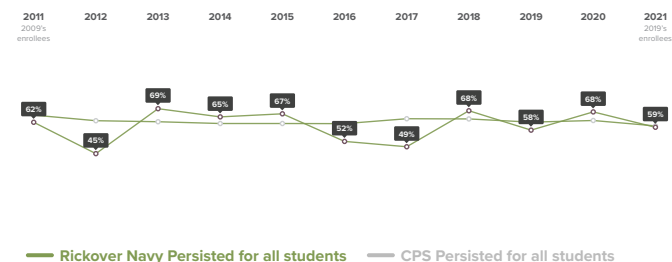
Where are 2019 Rickover Navy graduates after 4 semesters?

2-year enrollees 2019 Immediate Enrollees from Rickover Navy
 0% transferred to a 4-year college
 45% remained in a 2-year college
 55% did not persist

4-year enrollees 2019 Immediate Enrollees from Rickover Navy
 63% remained in a 4-year college
 7% transferred to a 2-year college
 30% did not persist

An additional 0% of Rickover Navy's 2019 high school graduates who immediately enrolled in 2-year college transferred to a 4-year college at semester 5.

How has the College Persistence rate for students at Rickover Navy changed over time?



College Completion



of 2015 high school graduates from Rickover Navy who immediately enrolled in college completed a degree or credential by spring of 2021.

What credentials did 2015 Rickover Navy graduates complete and how did college completion at Rickover Navy compare to completion across CPS?

College Completion by 2021 2015 Immediate Enrollees from Rickover Navy
 21% completed associate degree or certificate
 14% completed associate degree or certificate
 63% did not complete college

College Completion by 2021 2015 Immediate Enrollees from CPS
 38% completed associate degree or certificate
 10% completed associate degree or certificate
 51% did not complete college

How has the College Completion rate for students at Rickover Navy changed over time?

