

Freshman Enrollment



first-time freshmen enrolled in Juarez in 2020–2021.

In which community areas do Juarez's 2020–2021 freshmen live?

Community Area	Number of Freshmen	Percentage of Freshmen
Lower West Side	145	36%
South Lawndale	134	33%
New City	42	10%
Bridgeport	15	4%
Brighton Park	11	3%
Other	21	6%

How do I use this dataset?

This report provides a snapshot of what 6 important milestones on the path to college completion look like for students at Juarez. The report can be a starting place to ask deeper questions about Juarez's data using the To&Through Online Milestones Tool like:

- What are the current milestone rates? How do these rates differ for different student groups?
- How have trends in these milestones changed overtime? What historical context and factors may have affected these rates?
- What additional context about student experiences can help me better understand these milestone rates?

Take a deeper dive into the data at <https://toandthrough.uchicago.edu/tool/>

Freshman OnTrack



of 2020–2021 first-time freshmen at Juarez were on-track to graduate from high school in 4 years.

A student is considered on-track to graduate at the end of freshman year if they have:

- Completed 5 course credits and
- Failed no more than 1 semester of a core course in their first year of high school

How has the Freshman OnTrack rate for students at Juarez changed over time?

This graph did not show enough recent data and has been disabled.

This happens when, in two or more of the most recent five years, data was not available or there were fewer than 10 students in a group.

High School Graduation

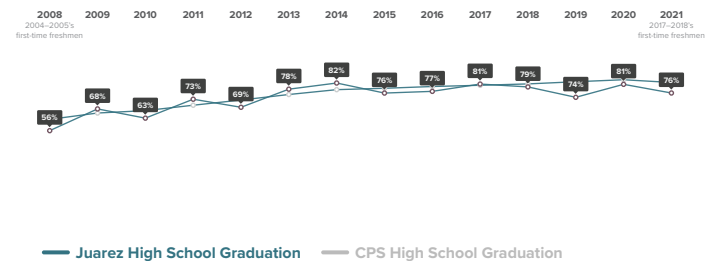


of 2017–2018 first-time freshmen at Juarez graduated high school by spring of 2021.

What colleges are 2017–2018 Juarez graduates able to access based on GPA and ACT scores?

Data not available

How has the High School Graduation rate for students at Juarez changed over time?



College Enrollment

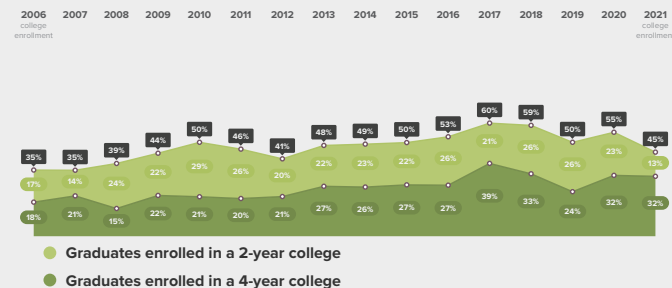


of 2021 high school graduates from Juarez enrolled in college in fall of 2021.

In which colleges did 2021 Juarez graduates enroll?

	Graduates Enrolled	URM Grad Rate	Institutional Grad Rate	Institution Type
University of Illinois at Chicago	37	53%	62%	4 year
City Colleges of Chicago-Malcolm X College	21	21%	21%	2 year
University of Illinois at Urbana-Champaign	12	75%	85%	4 year
National Louis University	10	32%	34%	4 year
City Colleges of Chicago-Harold Washington College	8	22%	24%	2 year

How has the College Enrollment rate for students at Juarez changed over time?



College Persistence



of 2019 high school graduates from Juarez who enrolled in college in fall of 2019 were continuously enrolled through spring of 2021.

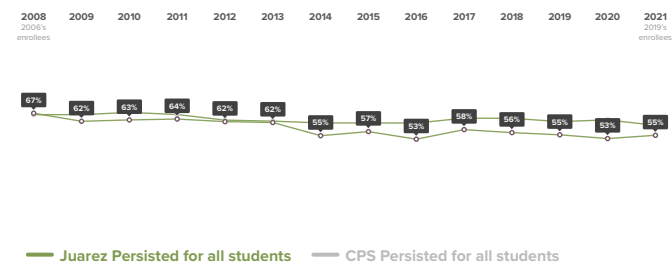
Where are 2019 Juarez graduates after 4 semesters?

2-year enrollees 2019 Immediate Enrollees from Juarez
 0% transferred to a 4-year college
 45% remained in a 2-year college
 55% did not persist

An additional 3% of Juarez's 2019 high school graduates who immediately enrolled in 2-year college transferred to a 4-year college at semester 5.

4-year enrollees 2019 Immediate Enrollees from Juarez
 63% remained in a 4-year college
 2% transferred to a 2-year college
 34% did not persist

How has the College Persistence rate for students at Juarez changed over time?



College Completion



of 2015 high school graduates from Juarez who immediately enrolled in college completed a degree or credential by spring of 2021.

What credentials did 2015 Juarez graduates complete and how did college completion at Juarez compare to completion across CPS?

College Completion by 2021 2015 Immediate Enrollees from Juarez
 27% completed bachelor's degree
 15% completed associate degree or certificate
 58% did not complete college

College Completion by 2021 2015 Immediate Enrollees from CPS
 38% completed bachelor's degree
 10% completed associate degree or certificate
 51% did not complete college

How has the College Completion rate for students at Juarez changed over time?

