

## Freshman Enrollment



first-time freshmen enrolled in Clemente in 2020–2021.

### In which community areas do Clemente's 2020–2021 freshmen live?

Community Area	Number of Freshmen	Percentage of Freshmen
Humboldt Park	57	31%
West Town	36	20%
Logan Square	31	17%
Austin	21	12%
North Lawndale	5	3%
Other	10	6%

### How do I use this dataset?

This report provides a snapshot of what 6 important milestones on the path to college completion look like for students at Clemente. The report can be a starting place to ask deeper questions about Clemente's data using the To&Through Online Milestones Tool like:

- What are the current milestone rates? How do these rates differ for different student groups?
- How have trends in these milestones changed overtime? What historical context and factors may have affected these rates?
- What additional context about student experiences can help me better understand these milestone rates?

Take a deeper dive into the data at <https://toandthrough.uchicago.edu/tool/>

## Freshman OnTrack

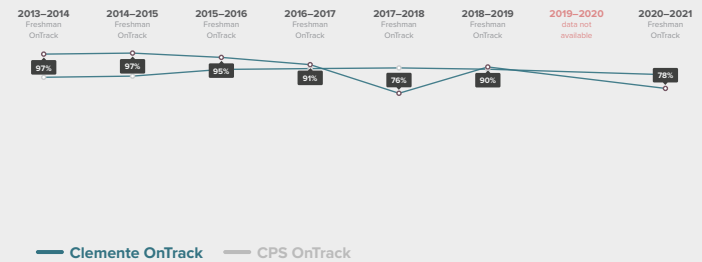


of 2020–2021 first-time freshmen at Clemente were on-track to graduate from high school in 4 years.

A student is considered on-track to graduate at the end of freshman year if they have:

- Completed **5** course credits and
- Failed no more than **1** semester of a core course in their first year of high school

### How has the Freshman OnTrack rate for students at Clemente changed over time?



## High School Graduation

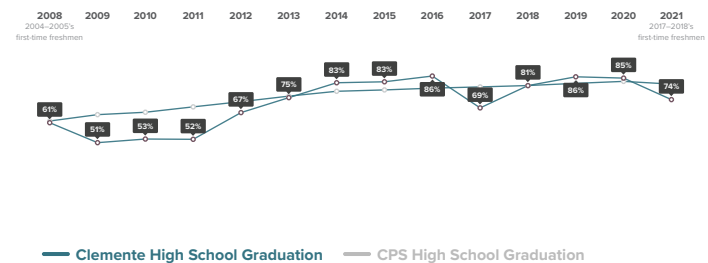


of 2017–2018 first-time freshmen at Clemente graduated high school by spring of 2021.

### What colleges are 2017–2018 Clemente graduates able to access based on GPA and ACT scores?

Data not available

### How has the High School Graduation rate for students at Clemente changed over time?



## College Enrollment



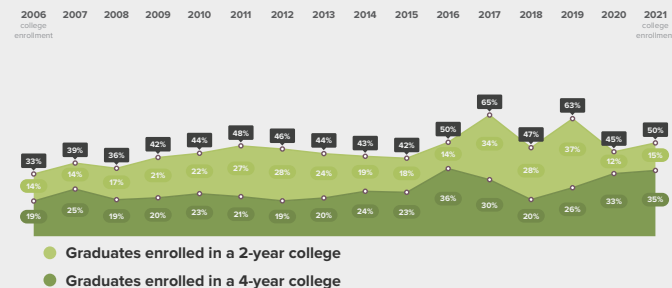
100% of 2021 high school graduates from Clemente enrolled in college in fall of 2021.

### In which colleges did 2021 Clemente graduates enroll?

	Graduates Enrolled	URM Grad Rate	Institutional Grad Rate	Institution Type
Northeastern Illinois University	13	16%	21%	4 year
City Colleges of Chicago-Malcolm X College	11	21%	21%	2 year
Dominican University	10	49%	52%	4 year
University of Illinois at Chicago	6	53%	62%	4 year

*In order to preserve students' anonymity, only colleges that enrolled at least 5 students from Clemente in 2021 are included in this table.*

### How has the College Enrollment rate for students at Clemente changed over time?



## College Persistence



100% of 2019 high school graduates from Clemente who enrolled in college in fall of 2019 were continuously enrolled through spring of 2021.

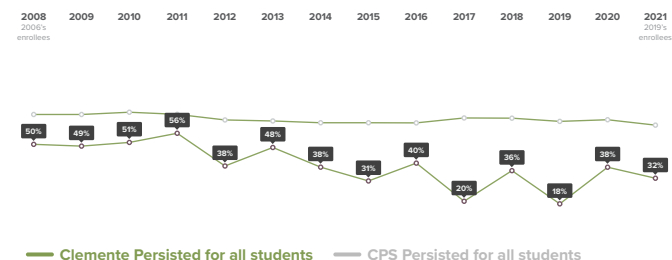
### Where are 2019 Clemente graduates after 4 semesters?

**2-year enrollees 2019 Immediate Enrollees from Clemente**  
 2% transferred to a 4-year college  
 11% remained in a 2-year college  
 88% did not persist

**4-year enrollees 2019 Immediate Enrollees from Clemente**  
 55% remained in a 4-year college  
 5% transferred to a 2-year college  
 40% did not persist

An additional 2% of Clemente's 2019 high school graduates who immediately enrolled in 2-year college transferred to a 4-year college at semester 5.

### How has the College Persistence rate for students at Clemente changed over time?



## College Completion



100% of 2015 high school graduates from Clemente who immediately enrolled in college completed a degree or credential by spring of 2021.

### What credentials did 2015 Clemente graduates complete and how did college completion at Clemente compare to completion across CPS?

**College Completion by 2021 Immediate Enrollees from Clemente**  
 3% completed bachelor's degree  
 4% completed associate degree or certificate  
 93% did not complete college

**College Completion by 2021 Immediate Enrollees from CPS**  
 38% completed bachelor's degree  
 10% completed associate degree or certificate  
 51% did not complete college

### How has the College Completion rate for students at Clemente changed over time?

