

9th Grade Enrollment



first-time 9th graders enrolled in Martin Luther King in 2020–2021.

In which community areas do Martin Luther King's 2020–2021 9th graders live?

Community Area	Number of 9th Graders	Percentage of 9th Graders
Chatham	12	11%
Woodlawn	10	9%
Auburn Gresham	9	8%
Grand Boulevard	7	6%
South Shore	6	5%
Other	27	38%

How do I use this dataset?

This report provides a snapshot of what 6 important milestones on the path to college completion look like for students at Martin Luther King. The report can be a starting place to ask deeper questions about Martin Luther King's data using the To&Through Online Milestones Tool like:

- What are the current milestone rates? How do these rates differ for different student groups?
- How have trends in these milestones changed overtime? What historical context and factors may have affected these rates?
- What additional context about student experiences can help me better understand these milestone rates?

Take a deeper dive into the data at <https://toandthrough.uchicago.edu/tool/>

9th Grade On-Track

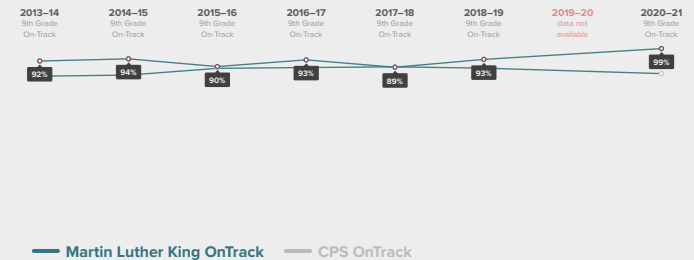


of 2020–2021 first-time 9th graders at Martin Luther King were on-track to graduate from high school in 4 years.

A student is considered on-track to graduate at the end of their ninth-grade year if they have:

- Completed **5** course credits and
- Failed no more than **1** semester of a core course in their first year of high school

How has the 9th Grade On-Track rate for students at Martin Luther King changed over time?



High School Graduation

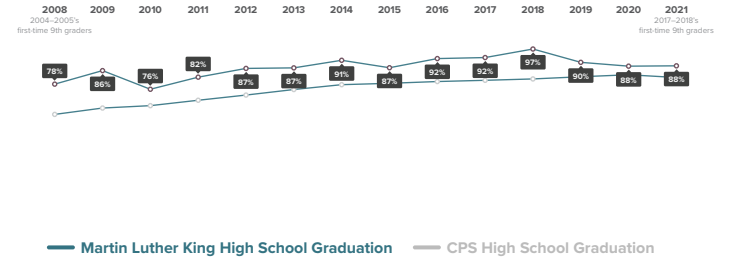


0 of 2017–2018 first-time 9th graders at Martin Luther King graduated high school by spring of 2021.

What colleges are 2017–2018 Martin Luther King graduates able to access based on GPA and ACT scores?

Data not available

How has the High School Graduation rate for students at Martin Luther King changed over time?



College Enrollment



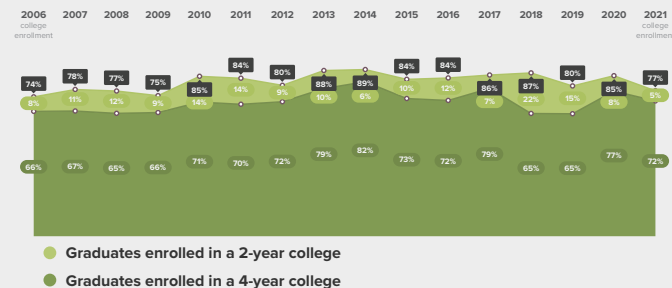
7% of 2021 high school graduates from Martin Luther King enrolled in college in fall of 2021.

In which colleges did 2021 Martin Luther King graduates enroll?

	Graduates Enrolled	URM Grad Rate	Institutional Grad Rate	Institution Type
Illinois State University	7	51%	67%	4 year
Northern Illinois University	6	39%	51%	4 year

In order to preserve students' anonymity, only colleges that enrolled at least 5 students from Martin Luther King in 2021 are included in this table.

How has the College Enrollment rate for students at Martin Luther King changed over time?



College Persistence

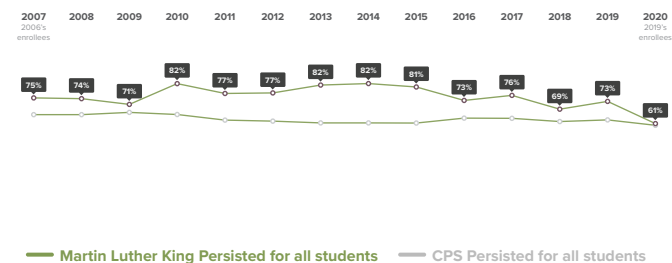


30% of 2019 immediate enrollees from Martin Luther King were enrolled in the fall of 2020.

Where are 2019 Martin Luther King graduates after 4 semesters?

<p>2-year enrollees 2019 Immediate Enrollees from Martin Luther King</p> <p>0% transferred to 4-year college 30% remained in a 2-year college 70% did not persist</p>	<p>4-year enrollees 2019 Immediate Enrollees from Martin Luther King</p> <p>66% remained in a 4-year college 2% transferred to a 2-year college 32% did not persist</p>
---	---

How has the College Persistence rate for students at Martin Luther King changed over time?



College Completion



47% of 2015 immediate enrollees from Martin Luther King completed a degree or credential by spring of 2021.

What credentials did 2015 Martin Luther King graduates complete and how did college completion at Martin Luther King compare to completion across CPS?

<p>College Completion by 2021 2015 Immediate Enrollees from Martin Luther King</p> <p>47% completed bachelor's degree 10% completed associate degree or certificate 44% did not complete college</p>	<p>College Completion by 2021 2015 Immediate Enrollees from CPS</p> <p>38% completed bachelor's degree 10% completed associate degree or certificate 51% did not complete college</p>
--	---

How has the College Completion rate for students at Martin Luther King changed over time?

