

9th Grade Enrollment



first-time 9th graders enrolled in Northside Prep in 2020–2021.

In which community areas do Northside Prep's 2020–2021 9th graders live?

Community Area	Number of 9th Graders	Percentage of 9th Graders
West Ridge	26	10%
Albany Park	24	9%
Belmont Cragin	22	9%
Portage Park	17	7%
Forest Glen	16	6%
Other	128	55%

How do I use this dataset?

This report provides a snapshot of what 6 important milestones on the path to college completion look like for students at Northside Prep. The report can be a starting place to ask deeper questions about Northside Prep's data using the To&Through Online Milestones Tool like:

- What are the current milestone rates? How do these rates differ for different student groups?
- How have trends in these milestones changed overtime? What historical context and factors may have affected these rates?
- What additional context about student experiences can help me better understand these milestone rates?

Take a deeper dive into the data at
<https://toandthrough.uchicago.edu/tool/>

9th Grade On-Track

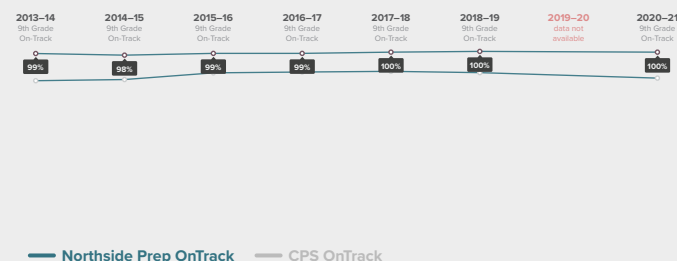


of 2020–2021 first-time 9th graders at Northside Prep were on-track to graduate from high school in 4 years.

A student is considered on-track to graduate at the end of their ninth-grade year if they have:

- Completed **5** course credits and
- Failed no more than **1** semester of a core course in their first year of high school

How has the 9th Grade On-Track rate for students at Northside Prep changed over time?



High School Graduation

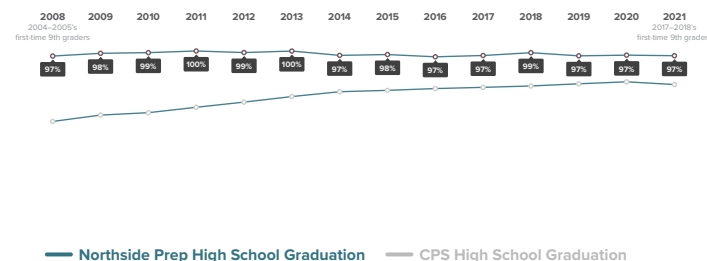


of 2017–2018 first-time 9th graders at Northside Prep graduated high school by spring of 2021.

What colleges are 2017–2018 Northside Prep graduates able to access based on GPA and ACT scores?

Data not available

How has the High School Graduation rate for students at Northside Prep changed over time?



College Enrollment

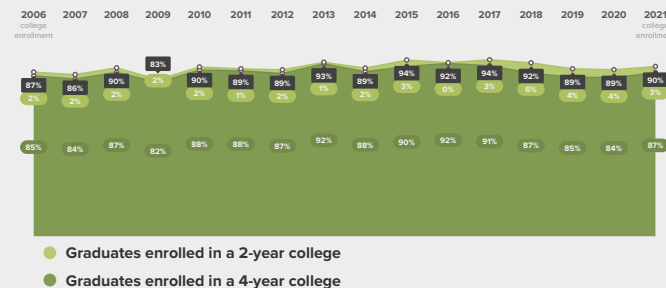


100% of 2021 high school graduates from Northside Prep enrolled in college in fall of 2021.

In which colleges did 2021 Northside Prep graduates enroll?

	Graduates Enrolled	URM Grad Rate	Institutional Grad Rate	Institution Type
University of Illinois at Urbana-Champaign	36	75%	85%	4 year
University of Illinois at Chicago	34	53%	62%	4 year
Northwestern University	19	93%	95%	4 year
DePaul University	15	59%	70%	4 year
Loyola University Chicago	9	63%	72%	4 year

How has the College Enrollment rate for students at Northside Prep changed over time?



College Persistence

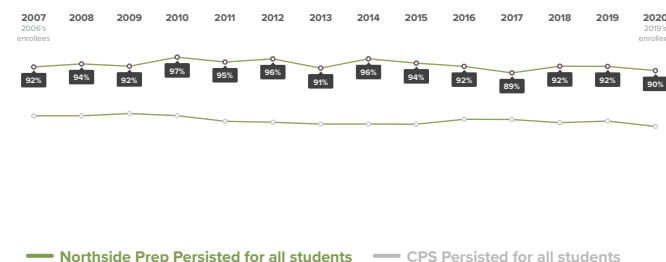


100% of 2019 immediate enrollees from Northside Prep were enrolled in the fall of 2020.

Where are 2019 Northside Prep graduates after 4 semesters?

2-year enrollees	4-year enrollees
2019 Immediate Enrollees from Northside Prep	2019 Immediate Enrollees from Northside Prep
17% transferred to 4-year college	90% remained in a 4-year college
42% remained in a 2-year college	2% transferred to a 2-year college
42% did not persist	8% did not persist

How has the College Persistence rate for students at Northside Prep changed over time?



College Completion



100% of 2015 immediate enrollees from Northside Prep completed a degree or credential by spring of 2021.

What credentials did 2015 Northside Prep graduates complete and how did college completion at Northside Prep compare to completion across CPS?

College Completion by 2021	College Completion by 2021
2015 Immediate Enrollees from Northside Prep	2015 Immediate Enrollees from CPS
87% completed bachelor's degree	38% completed bachelor's degree
2% completed associate degree or certificate	10% completed associate degree or certificate
11% did not complete college	51% did not complete college

How has the College Completion rate for students at Northside Prep changed over time?

