

Freshman Enrollment



0 first-time freshmen enrolled in Wells in 2020–2021.

In which community areas do Wells's 2020–2021 freshmen live?

Community Area	Number of Freshmen	Percentage of Freshmen
West Town	24	34%
Humboldt Park	10	14%
Austin	7	10%
Near West Side	6	8%

In order to preserve students' anonymity, only community areas with at least 5 freshman enrollees from Wells in are included in this table.

How do I use this dataset?

This report provides a snapshot of what 6 important milestones on the path to college completion look like for students at Wells. The report can be a starting place to ask deeper questions about Wells's data using the To&Through Online Milestones Tool like:

- What are the current milestone rates? How do these rates differ for different student groups?
- How have trends in these milestones changed overtime? What historical context and factors may have affected these rates?
- What additional context about student experiences can help me better understand these milestone rates?

Take a deeper dive into the data at <https://toandthrough.uchicago.edu/tool/>

Freshman OnTrack

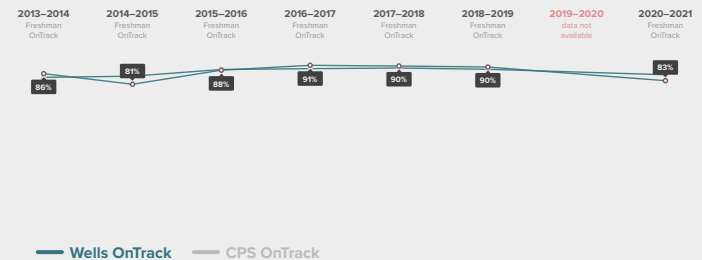


0 of 2020–2021 first-time freshmen at Wells were on-track to graduate from high school in 4 years.

A student is considered on-track to graduate at the end of freshman year if they have:

- Completed 5 course credits and
- Failed no more than 1 semester of a core course in their first year of high school

How has the Freshman OnTrack rate for students at Wells changed over time?



High School Graduation

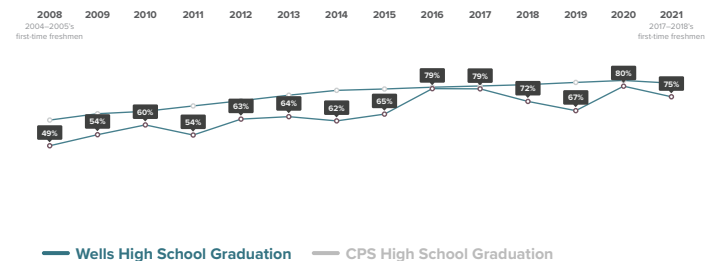


0 of 2017–2018 first-time freshmen at Wells graduated high school by spring of 2021.

What colleges are 2017–2018 Wells graduates able to access based on GPA and ACT scores?

Data not available

How has the High School Graduation rate for students at Wells changed over time?



College Enrollment



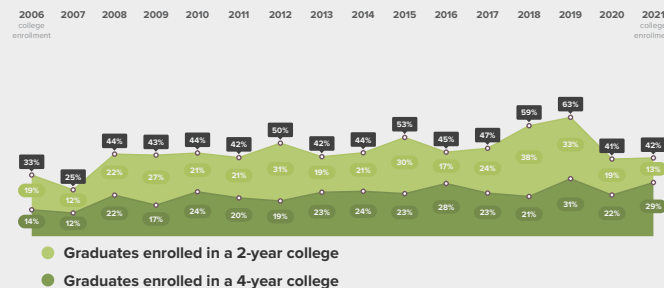
100% of 2021 high school graduates from Wells enrolled in college in fall of 2021.

In which colleges did 2021 Wells graduates enroll?

	Graduates Enrolled	URM Grad Rate	Institutional Grad Rate	Institution Type
Northern Illinois University	7	39%	51%	4 year
City Colleges of Chicago-Malcolm X College	6	21%	21%	2 year

In order to preserve students' anonymity, only colleges that enrolled at least 5 students from Wells in 2021 are included in this table.

How has the College Enrollment rate for students at Wells changed over time?



College Persistence



100% of 2019 high school graduates from Wells who enrolled in college in fall of 2019 were continuously enrolled through spring of 2021.

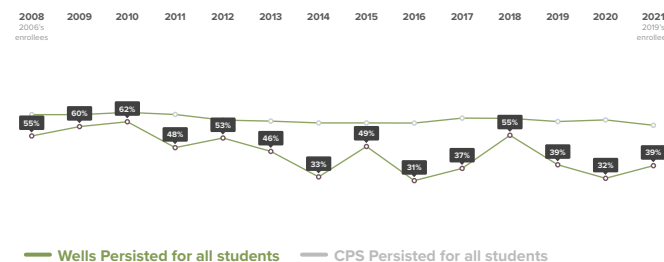
Where are 2019 Wells graduates after 4 semesters?

2-year enrollees 2019 Immediate Enrollees from Wells
 0% transferred to a 4-year college
 25% remained in a 2-year college
 75% did not persist

4-year enrollees 2019 Immediate Enrollees from Wells
 47% remained in a 4-year college
 7% transferred to a 2-year college
 47% did not persist

An additional 0% of Wells's 2019 high school graduates who immediately enrolled in 2-year college transferred to a 4-year college at semester 5.

How has the College Persistence rate for students at Wells changed over time?



College Completion



100% of 2015 high school graduates from Wells who immediately enrolled in college completed a degree or credential by spring of 2021.

What credentials did 2015 Wells graduates complete and how did college completion at Wells compare to completion across CPS?

College Completion by 2021 2015 Immediate Enrollees from Wells
 16% completed associate degree or certificate
 10% completed associate degree or certificate
 75% did not complete college

College Completion by 2021 2015 Immediate Enrollees from CPS
 38% completed associate degree or certificate
 10% completed associate degree or certificate
 51% did not complete college

How has the College Completion rate for students at Wells changed over time?

