

9th Grade Enrollment



first-time 9th graders enrolled in Lincoln Park in 2020–2021.

In which community areas do Lincoln Park's 2020–2021 9th graders live?

Community Area	Number of 9th Graders	Percentage of 9th Graders
Lincoln Park	97	20%
Near North Side	68	14%
Lake View	31	6%
Logan Square	21	4%
Portage Park	20	4%
Other	200	46%

How do I use this dataset?

This report provides a snapshot of what 6 important milestones on the path to college completion look like for students at Lincoln Park. The report can be a starting place to ask deeper questions about Lincoln Park's data using the To&Through Online Milestones Tool like:

- What are the current milestone rates? How do these rates differ for different student groups?
- How have trends in these milestones changed overtime? What historical context and factors may have affected these rates?
- What additional context about student experiences can help me better understand these milestone rates?

Take a deeper dive into the data at
<https://toandthrough.uchicago.edu/tool/>

9th Grade On-Track

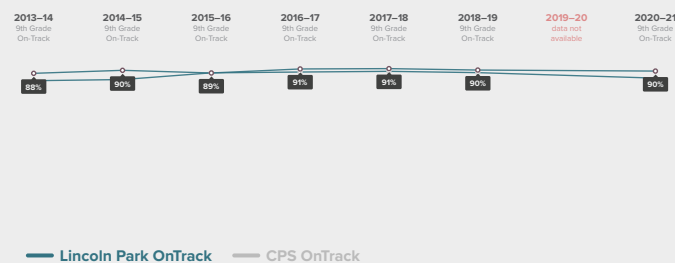


of 2020–2021 first-time 9th graders at Lincoln Park were on-track to graduate from high school in 4 years.

A student is considered on-track to graduate at the end of their ninth-grade year if they have:

- Completed **5** course credits and
- Failed no more than **1** semester of a core course in their first year of high school

How has the 9th Grade On-Track rate for students at Lincoln Park changed over time?



High School Graduation

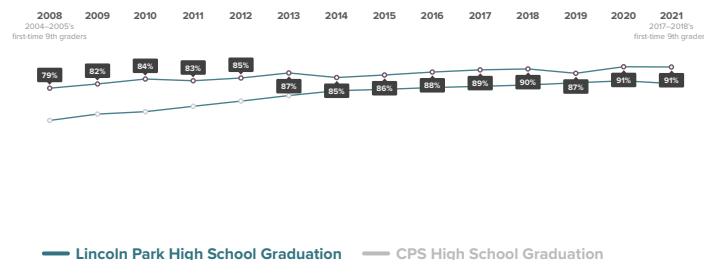


of 2017–2018 first-time 9th graders at Lincoln Park graduated high school by spring of 2021.

What colleges are 2017–2018 Lincoln Park graduates able to access based on GPA and ACT scores?

Data not available

How has the High School Graduation rate for students at Lincoln Park changed over time?



College Enrollment

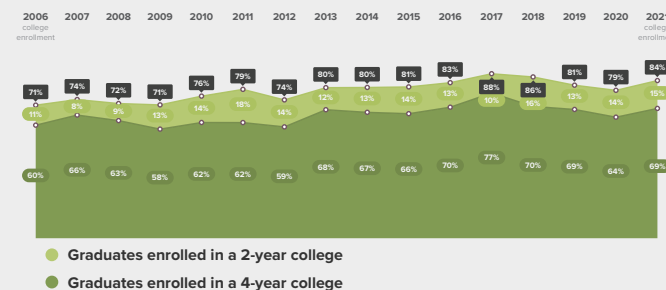


60% of 2021 high school graduates from Lincoln Park enrolled in college in fall of 2021.

In which colleges did 2021 Lincoln Park graduates enroll?

	Graduates Enrolled	URM Grad Rate	Institutional Grad Rate	Institution Type
University of Illinois at Urbana-Champaign	60	75%	85%	4 year
University of Illinois at Chicago	39	53%	62%	4 year
DePaul University	35	59%	70%	4 year
City Colleges of Chicago-Harold Washington College	25	22%	24%	2 year
Loyola University Chicago	17	63%	72%	4 year

How has the College Enrollment rate for students at Lincoln Park changed over time?



College Persistence

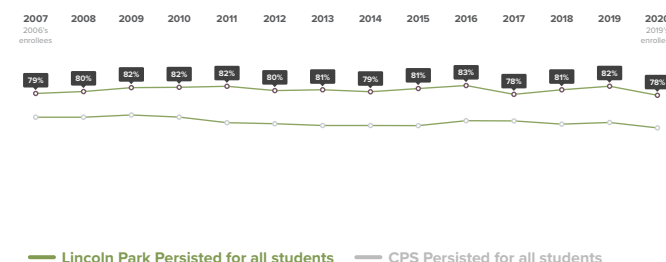


51% of 2019 immediate enrollees from Lincoln Park were enrolled in the fall of 2020.

Where are 2019 Lincoln Park graduates after 4 semesters?

2-year enrollees	4-year enrollees
2019 Immediate Enrollees from Lincoln Park	2019 Immediate Enrollees from Lincoln Park
4% transferred to 4-year college	77% remained in a 4-year college
45% remained in a 2-year college	6% transferred to a 2-year college
51% did not persist	17% did not persist

How has the College Persistence rate for students at Lincoln Park changed over time?



College Completion



61% of 2015 immediate enrollees from Lincoln Park completed a degree or credential by spring of 2021.

What credentials did 2015 Lincoln Park graduates complete and how did college completion at Lincoln Park compare to completion across CPS?

College Completion by 2021	College Completion by 2021
2015 Immediate Enrollees from Lincoln Park	2015 Immediate Enrollees from CPS
61% completed bachelor's degree	38% completed bachelor's degree
6% completed associate degree or certificate	10% completed associate degree or certificate
32% did not complete college	51% did not complete college

How has the College Completion rate for students at Lincoln Park changed over time?

