

Freshman Enrollment



first-time freshmen enrolled in Senn in 2020–2021.

In which community areas do Senn's 2020–2021 freshmen live?

Community Area	Number of Freshmen	Percentage of Freshmen
West Ridge	102	28%
Edgewater	89	24%
Uptown	72	20%
Rogers Park	42	11%
North Park	9	2%
Other	15	5%

How do I use this dataset?

This report provides a snapshot of what 6 important milestones on the path to college completion look like for students at Senn. The report can be a starting place to ask deeper questions about Senn's data using the To&Through Online Milestones Tool like:

- What are the current milestone rates? How do these rates differ for different student groups?
- How have trends in these milestones changed overtime? What historical context and factors may have affected these rates?
- What additional context about student experiences can help me better understand these milestone rates?

Take a deeper dive into the data at <https://toandthrough.uchicago.edu/tool/>

Freshman OnTrack

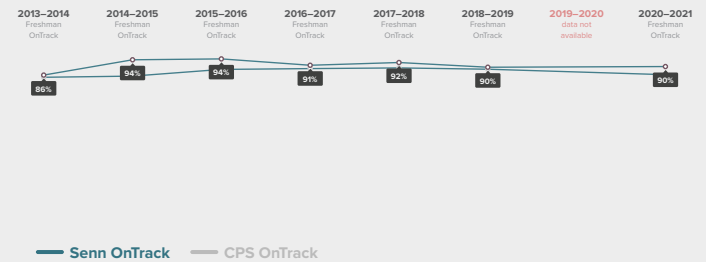


of 2020–2021 first-time freshmen at Senn were on-track to graduate from high school in 4 years.

A student is considered on-track to graduate at the end of freshman year if they have:

- Completed **5** course credits and
- Failed no more than **1** semester of a core course in their first year of high school

How has the Freshman OnTrack rate for students at Senn changed over time?



High School Graduation

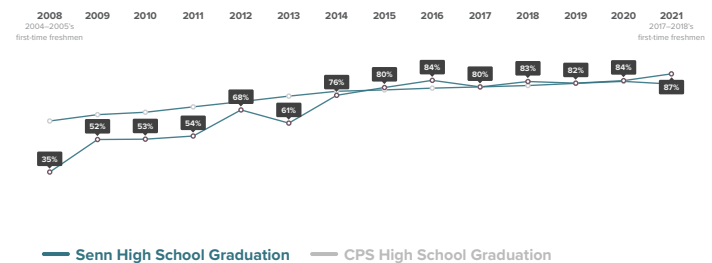


of 2017–2018 first-time freshmen at Senn graduated high school by spring of 2021.

What colleges are 2017–2018 Senn graduates able to access based on GPA and ACT scores?

Data not available

How has the High School Graduation rate for students at Senn changed over time?



College Enrollment

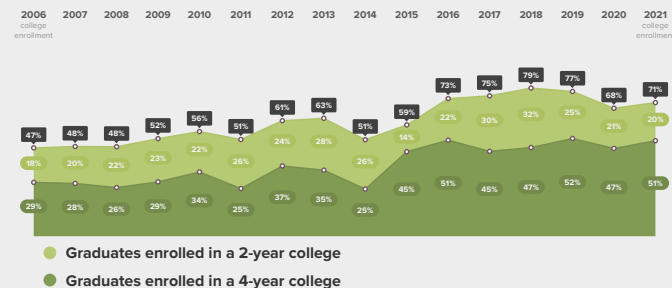


of 2021 high school graduates from Senn enrolled in college in fall of 2021.

In which colleges did 2021 Senn graduates enroll?

	Graduates Enrolled	URM Grad Rate	Institutional Grad Rate	Institution Type
University of Illinois at Chicago	37	53%	62%	4 year
City Colleges of Chicago-Harry S Truman College	31	22%	25%	2 year
Loyola University Chicago	21	63%	72%	4 year
University of Illinois at Urbana-Champaign	17	75%	85%	4 year
City Colleges of Chicago-Harold Washington College	16	22%	24%	2 year

How has the College Enrollment rate for students at Senn changed over time?



College Persistence



of 2019 high school graduates from Senn who enrolled in college in fall of 2019 were continuously enrolled through spring of 2021.

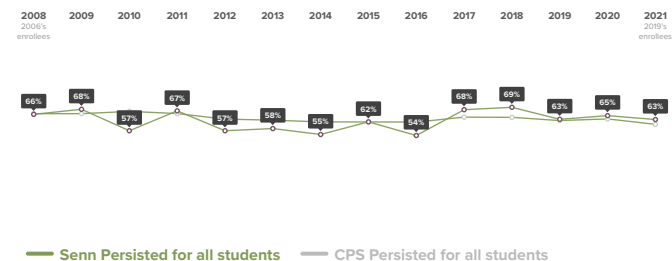
Where are 2019 Senn graduates after 4 semesters?

2-year enrollees 2019 Immediate Enrollees from Senn
 0% transferred to a 4-year college
 39% remained in a 2-year college
 61% did not persist

4-year enrollees 2019 Immediate Enrollees from Senn
 70% remained in a 4-year college
 4% transferred to a 2-year college
 26% did not persist

An additional 3% of Senn's 2019 high school graduates who immediately enrolled in 2-year college transferred to a 4-year college at semester 5.

How has the College Persistence rate for students at Senn changed over time?



College Completion



of 2015 high school graduates from Senn who immediately enrolled in college completed a degree or credential by spring of 2021.

What credentials did 2015 Senn graduates complete and how did college completion at Senn compare to completion across CPS?

College Completion by 2021 2015 Immediate Enrollees from Senn
 44% completed associate degree or certificate
 12% completed associate degree or certificate
 44% did not complete college

College Completion by 2021 2015 Immediate Enrollees from CPS
 38% completed associate degree or certificate
 10% completed associate degree or certificate
 51% did not complete college

How has the College Completion rate for students at Senn changed over time?

