

Freshman Enrollment



first-time freshmen enrolled in Roosevelt in 2020–2021.

In which community areas do Roosevelt's 2020–2021 freshmen live?

| Community Area | Number of Freshmen | Percentage of Freshmen |
|----------------|--------------------|------------------------|
| Albany Park | 160 | 56% |
| Irving Park | 46 | 16% |
| Avondale | 12 | 4% |
| Humboldt Park | 9 | 3% |
| Austin | 7 | 2% |
| Other | 17 | 7% |

How do I use this dataset?

This report provides a snapshot of what 6 important milestones on the path to college completion look like for students at Roosevelt. The report can be a starting place to ask deeper questions about Roosevelt's data using the To&Through Online Milestones Tool like:

- What are the current milestone rates? How do these rates differ for different student groups?
- How have trends in these milestones changed overtime? What historical context and factors may have affected these rates?
- What additional context about student experiences can help me better understand these milestone rates?

Take a deeper dive into the data at <https://toandthrough.uchicago.edu/tool/>

Freshman OnTrack

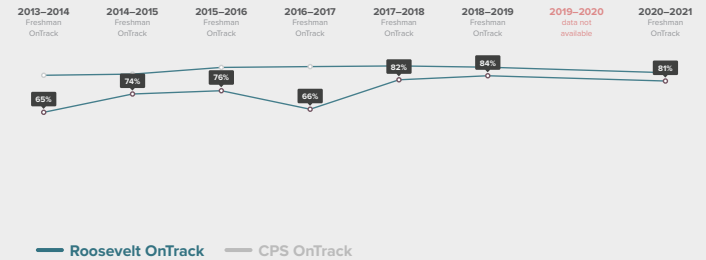


of 2020–2021 first-time freshmen at Roosevelt were on-track to graduate from high school in 4 years.

A student is considered on-track to graduate at the end of freshman year if they have:

- Completed **5** course credits and
- Failed no more than **1** semester of a core course in their first year of high school

How has the Freshman OnTrack rate for students at Roosevelt changed over time?



High School Graduation

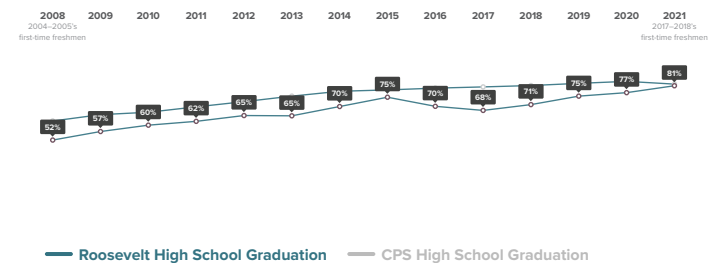


of 2017–2018 first-time freshmen at Roosevelt graduated high school by spring of 2021.

What colleges are 2017–2018 Roosevelt graduates able to access based on GPA and ACT scores?

Data not available

How has the High School Graduation rate for students at Roosevelt changed over time?



College Enrollment

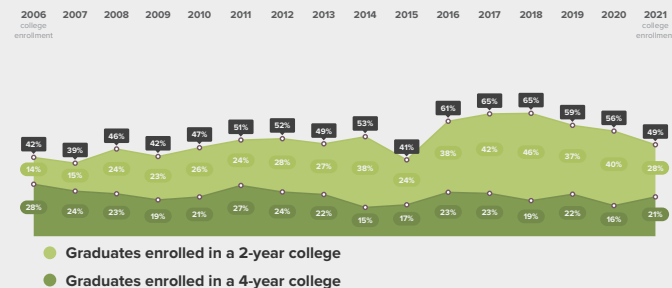


of 2021 high school graduates from Roosevelt enrolled in college in fall of 2021.

In which colleges did 2021 Roosevelt graduates enroll?

| | Graduates Enrolled | URM Grad Rate | Institutional Grad Rate | Institution Type |
|--|--------------------|---------------|-------------------------|------------------|
| City Colleges of Chicago-Wilbur Wright College | 24 | 23% | 29% | 2 year |
| University of Illinois at Chicago | 17 | 53% | 62% | 4 year |
| City Colleges of Chicago-Malcolm X College | 9 | 21% | 21% | 2 year |
| City Colleges of Chicago-Harry S Truman College | 8 | 22% | 25% | 2 year |
| City Colleges of Chicago-Harold Washington College | 7 | 22% | 24% | 2 year |

How has the College Enrollment rate for students at Roosevelt changed over time?



College Persistence



of 2019 high school graduates from Roosevelt who enrolled in college in fall of 2019 were continuously enrolled through spring of 2021.

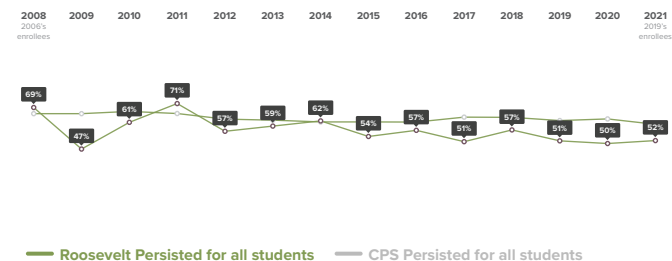
Where are 2019 Roosevelt graduates after 4 semesters?

2-year enrollees 2019 Immediate Enrollees from Roosevelt
 0% transferred to a 4-year college
46% remained in a 2-year college
54% did not persist

An additional 5% of Roosevelt's 2019 high school graduates who immediately enrolled in 2-year college transferred to a 4-year college at semester 5.

4-year enrollees 2019 Immediate Enrollees from Roosevelt
 56% remained in a 4-year college
6% transferred to a 2-year college
39% did not persist

How has the College Persistence rate for students at Roosevelt changed over time?



College Completion



of 2015 high school graduates from Roosevelt who immediately enrolled in college completed a degree or credential by spring of 2021.

What credentials did 2015 Roosevelt graduates complete and how did college completion at Roosevelt compare to completion across CPS?

College Completion by 2021 2015 Immediate Enrollees from Roosevelt
 24% completed bachelor's degree
18% completed associate degree or certificate
59% did not complete college

College Completion by 2021 2015 Immediate Enrollees from CPS
 38% completed bachelor's degree
10% completed associate degree or certificate
51% did not complete college

How has the College Completion rate for students at Roosevelt changed over time?

