

Freshman Enrollment



0 first-time freshmen enrolled in Kennedy in 2020–2021.

In which community areas do Kennedy's 2020–2021 freshmen live?

Community Area	Number of Freshmen	Percentage of Freshmen
Garfield Ridge	169	52%
Clearing	122	38%
Brighton Park	6	2%
Ashburn	5	2%

In order to preserve students' anonymity, only community areas with at least 5 freshman enrollees from Kennedy in are included in this table.

How do I use this dataset?

This report provides a snapshot of what 6 important milestones on the path to college completion look like for students at Kennedy. The report can be a starting place to ask deeper questions about Kennedy's data using the To&Through Online Milestones Tool like:

- What are the current milestone rates? How do these rates differ for different student groups?
- How have trends in these milestones changed overtime? What historical context and factors may have affected these rates?
- What additional context about student experiences can help me better understand these milestone rates?

Take a deeper dive into the data at <https://toandthrough.uchicago.edu/tool/>

Freshman OnTrack

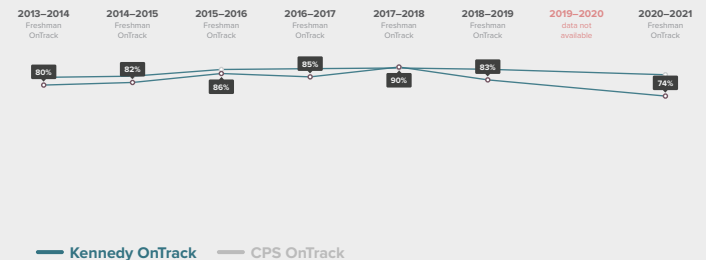


0 of 2020–2021 first-time freshmen at Kennedy were on-track to graduate from high school in 4 years.

A student is considered on-track to graduate at the end of freshman year if they have:

- Completed 5 course credits and
- Failed no more than 1 semester of a core course in their first year of high school

How has the Freshman OnTrack rate for students at Kennedy changed over time?



High School Graduation

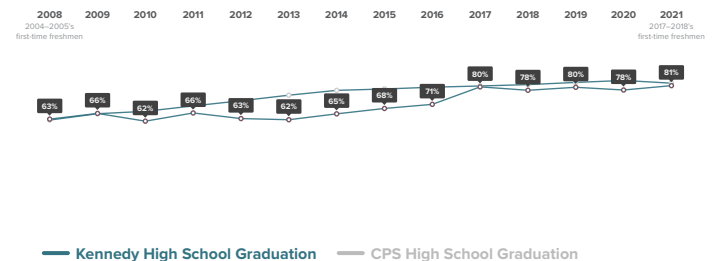


0 of 2017–2018 first-time freshmen at Kennedy graduated high school by spring of 2021.

What colleges are 2017–2018 Kennedy graduates able to access based on GPA and ACT scores?

Data not available

How has the High School Graduation rate for students at Kennedy changed over time?



College Enrollment

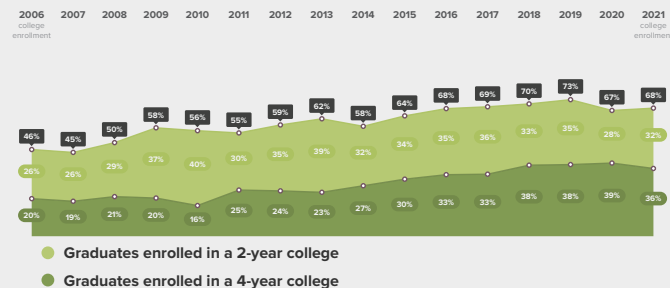


of 2021 high school graduates from Kennedy enrolled in college in fall of 2021.

In which colleges did 2021 Kennedy graduates enroll?

	Graduates Enrolled	URM Grad Rate	Institutional Grad Rate	Institution Type
City Colleges of Chicago-Richard J Daley College	39	24%	33%	2 year
University of Illinois at Chicago	32	53%	62%	4 year
City Colleges of Chicago-Harold Washington College	22	22%	24%	2 year
City Colleges of Chicago-Malcolm X College	16	21%	21%	2 year
Saint Xavier University	15	42%	52%	4 year

How has the College Enrollment rate for students at Kennedy changed over time?



College Persistence



of 2019 high school graduates from Kennedy who enrolled in college in fall of 2019 were continuously enrolled through spring of 2021.

Where are 2019 Kennedy graduates after 4 semesters?

2-year enrollees 2019 Immediate Enrollees from Kennedy

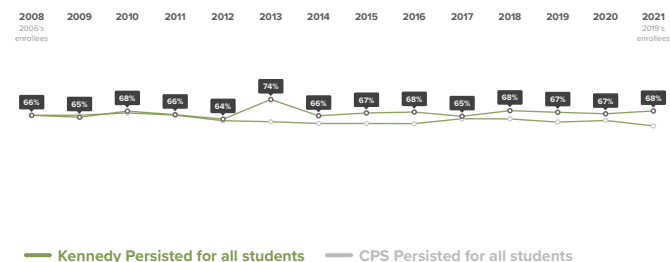
2% transferred to a 4-year college
50% remained in a 2-year college
48% did not persist

An additional 9% of Kennedy's 2019 high school graduates who immediately enrolled in 2-year college transferred to a 4-year college at semester 5.

4-year enrollees 2019 Immediate Enrollees from Kennedy

76% remained in a 4-year college
7% transferred to a 2-year college
18% did not persist

How has the College Persistence rate for students at Kennedy changed over time?



College Completion



of 2015 high school graduates from Kennedy who immediately enrolled in college completed a degree or credential by spring of 2021.

What credentials did 2015 Kennedy graduates complete and how did college completion at Kennedy compare to completion across CPS?

College Completion by 2021 2015 Immediate Enrollees from Kennedy

37% completed a 4-year degree
20% completed associate degree or certificate
43% did not complete college

College Completion by 2021 2015 Immediate Enrollees from CPS

38% completed a 4-year degree
10% completed associate degree or certificate
51% did not complete college

How has the College Completion rate for students at Kennedy changed over time?

