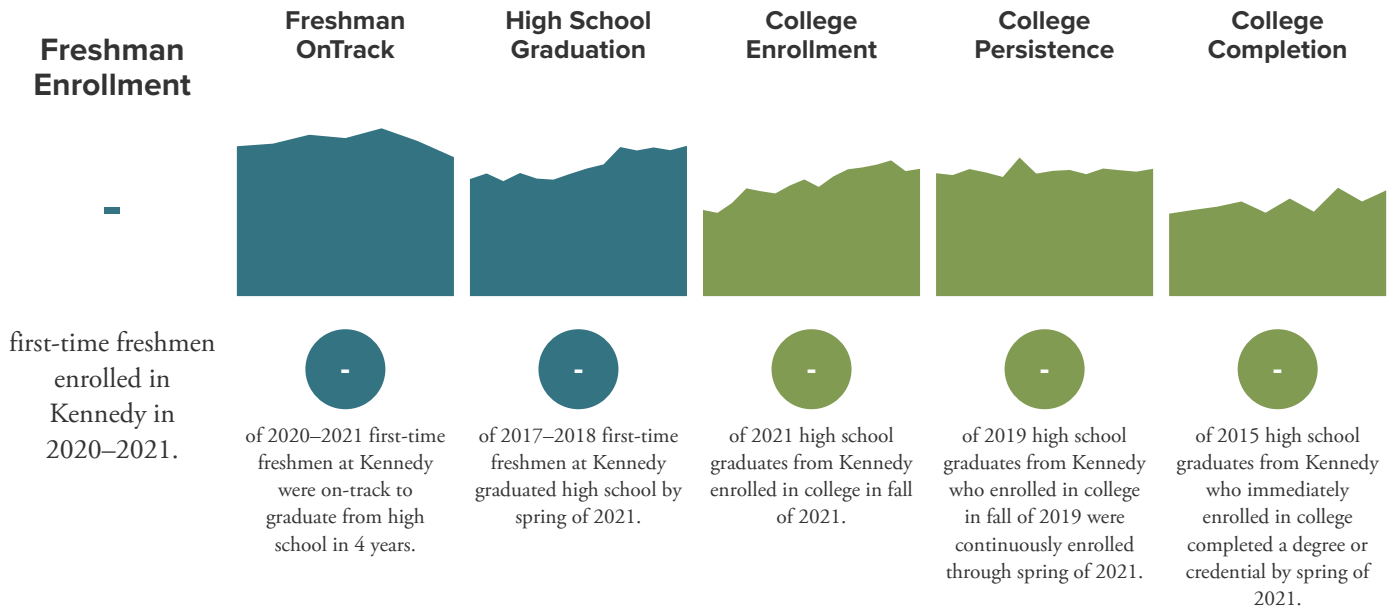


Educational Attainment at Kennedy

This report provides an overview of historic trends at Kennedy High School on six milestones along the path to and through college. The data in this report is designed to give school stakeholders actionable information to inform their efforts to propel more students to and through high school and college. While the data shown here can start conversations about how to meaningfully invest in students at Kennedy, it only begins to tell the full story. Explore in-depth data on high school outcomes and post-secondary experiences at Kennedy through the [To&Through online tool](#).

Using data to guide school improvement means that the conversation around the data is just as important as the data itself. Using accompanying discussion guides alongside this report and the To&Through online tool can help your school community socialize foundational knowledge on research-based indicators, form consensus around goals and strategies for improvement, and build an imperative for your collective work supporting student success.



The data displayed in this report may differ from data provided directly from CPS. [Read](#) about how we define student groups and calculate rates.





Freshman Enrollment at Kennedy



first-time freshmen enrolled in Kennedy in 2020–2021.

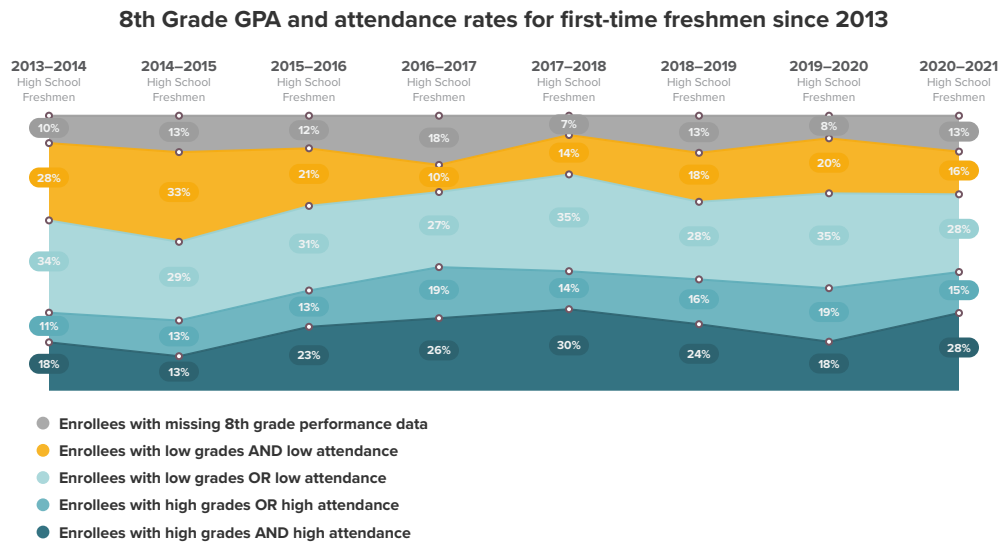
Where do freshmen at Kennedy live?

Top 5 community areas in which Kennedy's 2020–2021 freshmen live

Community Area	Number of Freshmen	Percentage of Freshmen
Garfield Ridge	169	52% 
Clearing	122	38% 
Brighton Park	6	2% 
Ashburn	5	2% 

In order to preserve students' anonymity, only community areas with at least 5 freshman enrollees from Kennedy in are included in this table.

How have 8th grade GPA and attendance rates for first-time freshmen at Kennedy changed over time?



8th grade grades and attendance are the strongest predictors of academic performance in high school.

How does 8th grade performance relate to 9th grade success at Kennedy?

Explore [8th grade performance data](#) to learn the extent to which 8th grade performance predicts 9th grade outcomes at your school. This information can help school teams identify priority points of intervention for improving students' course performance.

Have more questions about Freshman Enrollment at Kennedy?
Take a deeper dive into the data at <https://toandthrough.uchicago.edu/tool/cps/>

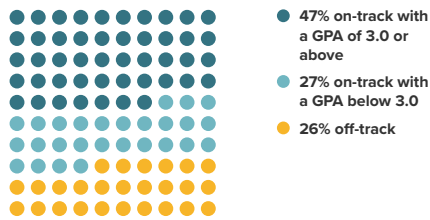
Freshman OnTrack at Kennedy



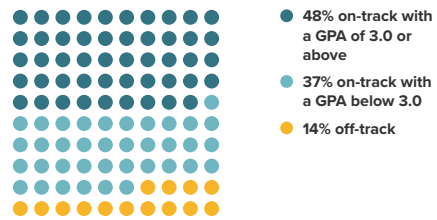
of 2020–2021 first-time freshmen at Kennedy were on-track to graduate from high school in 4 years. Students who are on-track at the end of ninth grade are nearly three times more likely to graduate from high school than students who are off-track. A student is on-track if they fail no more than one semester of a core course and earns at least 5 credits by the end of freshman year. Additionally, only students who earn a 3.0 GPA or above in high school have at least a 50 percent chance of graduating from a four-year college within six years.

What does Freshman OnTrack look like at Kennedy and how does it compare to rates across CPS?

2020–2021 Kennedy Freshmen

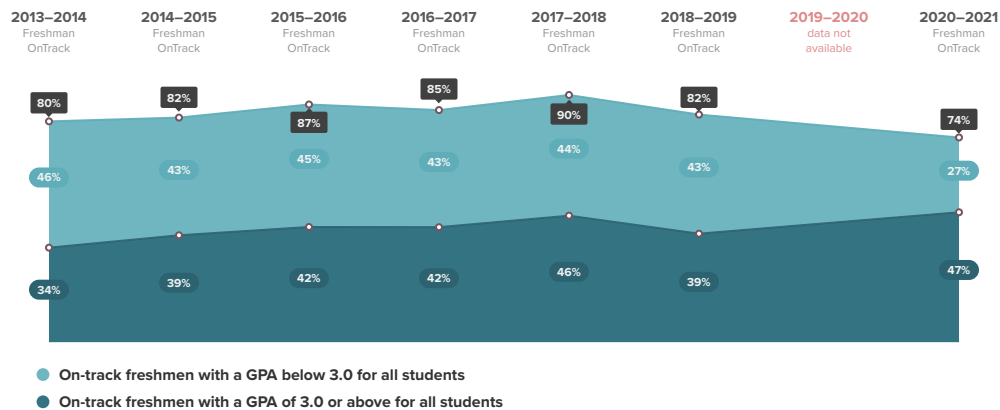


All 2020–2021 CPS Freshmen



How does 8th grade performance relate to 9th grade success at Kennedy?

Freshman OnTrack and 3.0 rates for Kennedy’s first-time freshmen over time



We use a 3.0 GPA (or “Bs or better”) as an early indicator of college readiness, because high school GPA is the best available indicator of college success.

How do Freshman OnTrack rates vary by gender at Kennedy?

Across the city, we see differences in freshman performance for young men and young women. Some of this difference is due to the different ways in which young women and young men experience the transition to high school. Explore [student OnTrack data](#) at Kennedy across genders to reflect on how your school is supporting the academic and social development of students of different genders.

Have more questions about Freshman OnTrack at Kennedy?
Take a deeper dive into the data at <https://toandthrough.uchicago.edu/tool/cps/>

High School Graduation at Kennedy



of 2017–2018 first-time freshmen at Kennedy graduated high school by spring of 2021. Graduating high school with a high level of academic achievement is among the most important markers along the road to college success. Students who graduate from high school with a GPA of 3.0 or above have at least a 50 percent probability of graduating from a four-year college within six years. In order to graduate from high school on time, students must earn a minimum of 24 credits.

How many freshmen at Kennedy graduated from high school and what were the college access levels of those graduates?

2021 Kennedy College Access Level at Graduation



Data not available

Our college access framework breaks students into different groups based on their graduating GPA and ACT scores (or converted SAT scores). Students with selective access are likely to be accepted to selective and very selective four-year colleges, students with somewhat selective access are likely to be accepted to somewhat selective and non-selective four-year colleges, and students with two-year access are likely to be accepted to two-year colleges.

[Explore high school performance data](#) to see how college access changed over time at Kennedy.

How has the high school graduation rate and the proportion of students graduating with a 3.0 or above at Kennedy changed over time?

4-year high school graduation rates since for all freshmen

No data available for prior years.

Students who graduate from high school with a GPA of 3.0 or above have at least a 50 percent probability of graduating from a four-year college within six years.

How do High School Graduation rates vary by Freshman OnTrack status at Kennedy?

Explore [high school graduation data](#) to learn how predictive ninth-grade performance is of end-of-high-school outcomes at your school. This information can help school teams identify priority points of intervention for improving students' course performance.

Have more questions about High School Graduation at Kennedy?
Take a deeper dive into the data at <https://toandthrough.uchicago.edu/tool/cps/>

College Enrollment at Kennedy



of 2021 high school graduates from Kennedy enrolled in college in fall of 2021. Students' choice of college influences their likelihood of earning a college degree. Students who choose a college with a strong track record of graduating its students, and which fits their unique financial, geographic, and cultural needs, are more likely to earn a college degree or credential. College may not be the best path for every student, but due to data limitations, we are not currently able to track outcomes for non-college pathways.

What institutions do Kennedy's college enrollees attend and what are the graduation rates of those institutions?

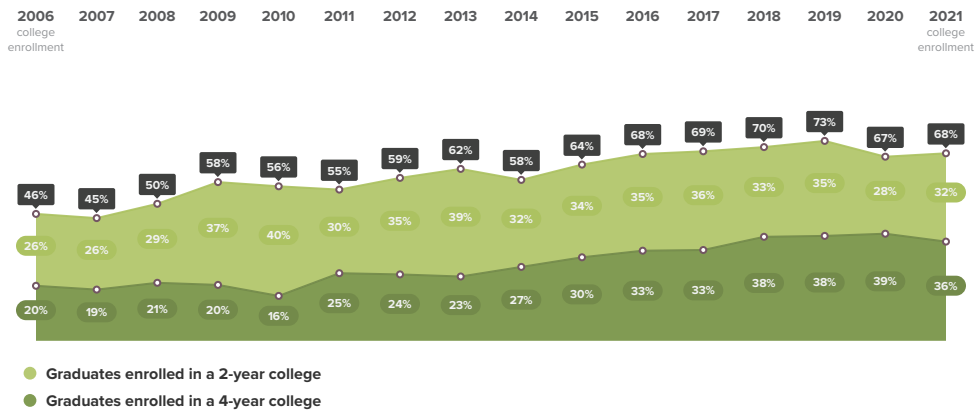
Students' choice of college influences their likelihood of earning a college degree. Students who choose a college with a strong track record of graduating its students are more likely to earn a college degree or credential.

2021 enrollment of Kennedy graduates by the 5 most commonly attended colleges

	Graduates Enrolled	URM Grad Rate	Institutional Grad Rate	Institution Type
City Colleges of Chicago-Richard J Daley College	39	24%	33%	2 year
University of Illinois at Chicago	32	53%	62%	4 year
City Colleges of Chicago-Harold Washington College	22	22%	24%	2 year
City Colleges of Chicago-Malcolm X College	16	21%	21%	2 year
Saint Xavier University	15	42%	52%	4 year

How have two-year and four-year college enrollment rates for graduates at Kennedy changed over time?

College enrollment rates since 2006



How do enrollment rates for 2-year and 4-year colleges vary by gender at Kennedy?

Use Kennedy's [college enrollment data](#) to examine differences in post-secondary experiences across genders. What choices are students of different genders making around college enrollment?

Have more questions about College Enrollment at Kennedy? Take a deeper dive into the data at <https://toandthrough.uchicago.edu/tool/cps/>

College Persistence at Kennedy




of 2019 high school graduates from Kennedy who enrolled in college in fall of 2019 were continuously enrolled through spring of 2021. Students who remain continuously enrolled through the first two years of college are more likely to complete a degree or credential.

Where are 2019 Kennedy graduates after 4 semesters?


Students follow myriad pathways in their post-secondary career, with many choosing to transfer between 2-year and 4-year institutions.

2-year enrollees 2019 Immediate Enrollees from Kennedy



- 2% transferred to 4-year college
 - 50% remained in a 2-year college
 - 48% did not persist
- An additional 9% of Kennedy's 2019 high school graduates who immediately enrolled in 2-year college transferred to a 4-year college at semester 5.

4-year enrollees 2019 Immediate Enrollees from Kennedy

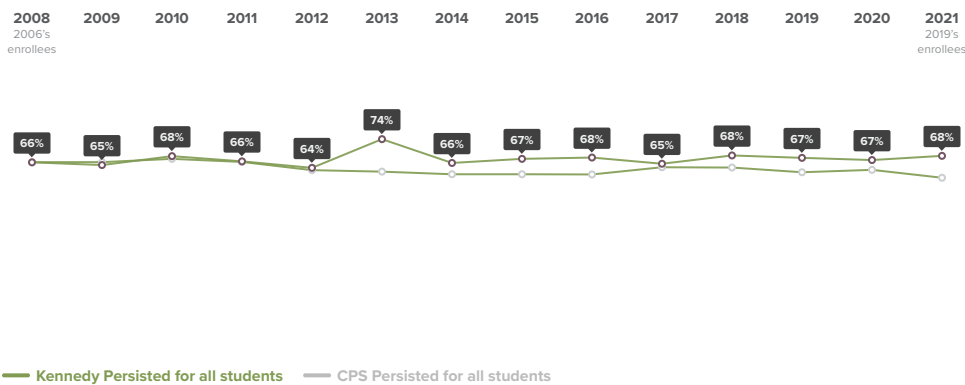


- 76% remained in a 4-year college
- 7% transferred to a 2-year college
- 18% did not persist

How have persistence rates for college enrollees changed at Kennedy over time?

Students who “persist” by remaining continuously enrolled through the first two years of college are more likely to complete a degree or credential.

College persistence rates for college enrollees since 2008



How has College Persistence changed over time for 2-year and 4-year enrollees respectively?

Explore [Kennedy's college persistence data](#) across 2- and 4-year colleges to understand what supports might be needed by students enrolling in different kinds of institutions.

Have more questions about College Persistence at Kennedy?

Take a deeper dive into the data at <https://toandthrough.uchicago.edu/tool/cps/>

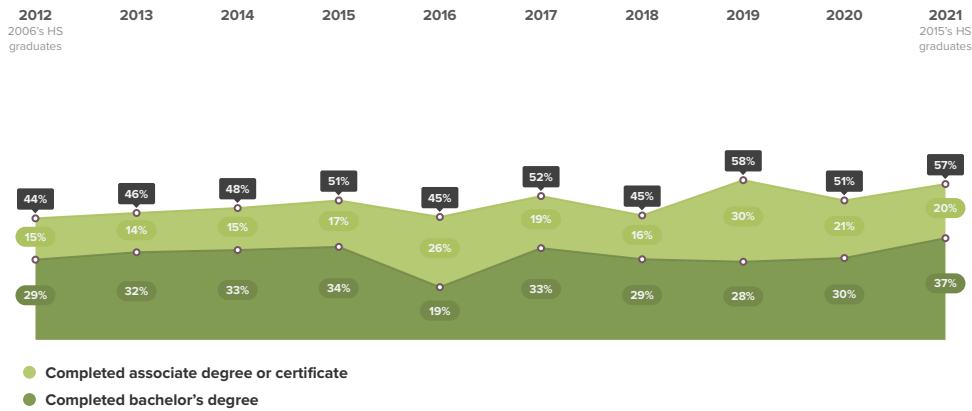
College Completion at Kennedy



of 2015 high school graduates from Kennedy who immediately enrolled in college completed a degree or credential by spring of 2021. Completing a college degree or certificate is increasingly a prerequisite for social and economic stability in the 21st century. The college completion rate is the critical benchmark for thinking about the ultimate success of a high school's efforts to increase the educational attainment of its students.

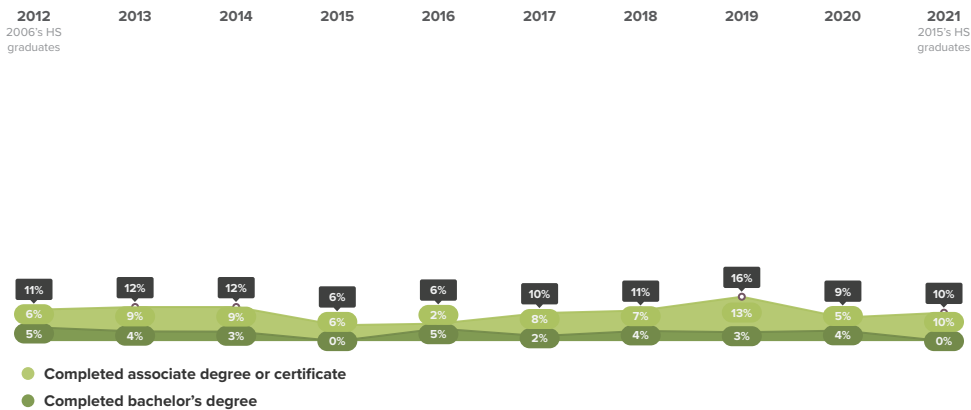
How have college completion rates for Kennedy graduates who immediately enrolled in a 2-year or 4-year college changed over time?

College completion rates since 2012 for graduates who immediately enrolled in a 2-year or 4-year college



How have college completion rates for Kennedy graduates who did not immediately enroll in a 2-year or 4-year college changed over time?

College completion rates since 2012 for graduates who did not immediately enroll in a 2-year or 4-year college



How does College Completion at Kennedy compare to College Completion at similar schools?

Explore [College Completion data](#) from schools that serve similar populations of students to identify areas of growth for Kennedy. Conversation and collaboration with teams at schools with different college completion outcomes can help your team identify new practices to try at Kennedy.

Have more questions about College Completion at Kennedy?
Take a deeper dive into the data at <https://toandthrough.uchicago.edu/tool/cps/>