

## Freshman Enrollment



first-time freshmen enrolled in Amundsen in 2020-2021.

### In which community areas do Amundsen's 2020-2021 freshmen live?

| Community Area | Number of Freshmen | Percentage of Freshmen |
|----------------|--------------------|------------------------|
| Lincoln Square | 99                 | 25%                    |
| North Center   | 56                 | 14%                    |
| West Ridge     | 40                 | 10%                    |
| Albany Park    | 38                 | 10%                    |
| Uptown         | 27                 | 7%                     |
| Other          | 120                | 32%                    |

## How do I use this dataset?

This report provides a snapshot of what 6 important milestones on the path to college completion look like for students at Amundsen. The report can be a starting place to ask deeper questions about Amundsen's data using the To&Through Online Milestones Tool like:

- What are the current milestone rates? How do these rates differ for different student groups?
- How have trends in these milestones changed overtime? What historical context and factors may have affected these rates?
- What additional context about student experiences can help me better understand these milestone rates?

Take a deeper dive into the data at  
<https://toandthrough.uchicago.edu/tool/>

## Freshman OnTrack

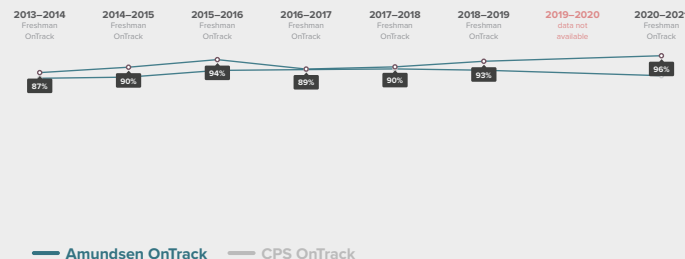


of 2020-2021 first-time freshmen at Amundsen were on-track to graduate from high school in 4 years.

A student is considered on-track to graduate at the end of freshman year if they have:

- Completed **5** course credits and
- Failed no more than **1** semester of a core course in their first year of high school

### How has the Freshman OnTrack rate for students at Amundsen changed over time?



## High School Graduation

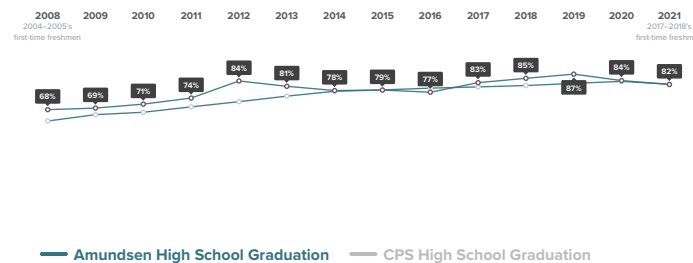


of 2017-2018 first-time freshmen at Amundsen graduated high school by spring of 2021.

### What colleges are 2017-2018 Amundsen graduates able to access based on GPA and ACT scores?

Data not available

### How has the High School Graduation rate for students at Amundsen changed over time?



## College Enrollment

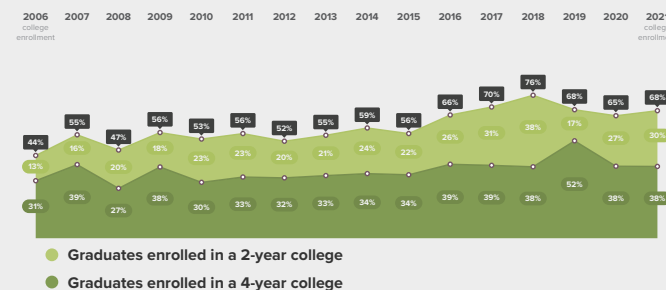


100% of 2021 high school graduates from Amundsen enrolled in college in fall of 2021.

### In which colleges did 2021 Amundsen graduates enroll?

|  | Graduates Enrolled | URM Grad Rate | Institutional Grad Rate | Institution Type |
|--|--------------------|---------------|-------------------------|------------------|
| City Colleges of Chicago-Wilbur Wright College     | 37                 | 23%           | 29%                     | 2 year           |
| University of Illinois at Chicago                  | 22                 | 53%           | 62%                     | 4 year           |
| City Colleges of Chicago-Malcolm X College         | 13                 | 21%           | 21%                     | 2 year           |
| City Colleges of Chicago-Harold Washington College | 11                 | 22%           | 24%                     | 2 year           |
| City Colleges of Chicago-Harry S Truman College    | 9                  | 22%           | 25%                     | 2 year           |

### How has the College Enrollment rate for students at Amundsen changed over time?



## College Persistence



100% of 2019 high school graduates from Amundsen who enrolled in college in fall of 2019 were continuously enrolled through spring of 2021.

### Where are 2019 Amundsen graduates after 4 semesters?

**2-year enrollees 2019 Immediate Enrollees from Amundsen**  
 2% transferred to 4-year college  
 56% remained in a 2-year college  
 42% did not persist

An additional 13% of Amundsen's 2019 high school graduates who immediately enrolled in 2-year college transferred to a 4-year college at semester 5.

**4-year enrollees 2019 Immediate Enrollees from Amundsen**  
 65% remained in a 4-year college  
 4% transferred to a 2-year college  
 31% did not persist

### How has the College Persistence rate for students at Amundsen changed over time?



## College Completion



100% of 2015 high school graduates from Amundsen who immediately enrolled in college completed a degree or credential by spring of 2021.

### What credentials did 2015 Amundsen graduates complete and how did college completion at Amundsen compare to completion across CPS?

**College Completion by 2021 2015 Immediate Enrollees from Amundsen**  
 36% completed associate degree  
 17% completed associate degree or certificate  
 47% did not complete college

**College Completion by 2021 2015 Immediate Enrollees from CPS**  
 38% completed bachelor's degree  
 10% completed associate degree or certificate  
 51% did not complete college

### How has the College Completion rate for students at Amundsen changed over time?

