

## Freshman Enrollment



first-time freshmen enrolled in North-Grand in 2020–2021.

### In which community areas do North-Grand's 2020–2021 freshmen live?

Community Area	Number of Freshmen	Percentage of Freshmen
Humboldt Park	90	36%
Belmont Cragin	39	15%
Austin	35	14%
Hermosa	26	10%
Logan Square	23	9%
Other	11	5%

### How do I use this dataset?

This report provides a snapshot of what 6 important milestones on the path to college completion look like for students at North-Grand. The report can be a starting place to ask deeper questions about North-Grand's data using the To&Through Online Milestones Tool like:

- What are the current milestone rates? How do these rates differ for different student groups?
- How have trends in these milestones changed overtime? What historical context and factors may have affected these rates?
- What additional context about student experiences can help me better understand these milestone rates?

Take a deeper dive into the data at <https://toandthrough.uchicago.edu/tool/>

## Freshman OnTrack

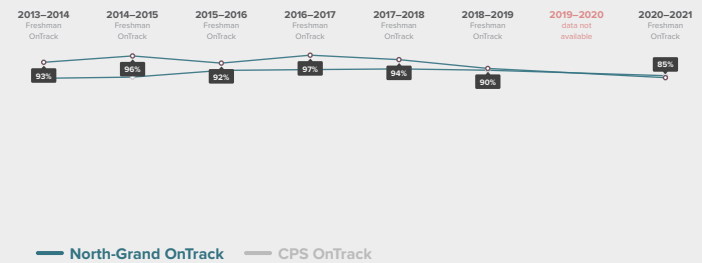


of 2020–2021 first-time freshmen at North-Grand were on-track to graduate from high school in 4 years.

A student is considered on-track to graduate at the end of freshman year if they have:

- Completed **5** course credits and
- Failed no more than **1** semester of a core course in their first year of high school

### How has the Freshman OnTrack rate for students at North-Grand changed over time?



## High School Graduation

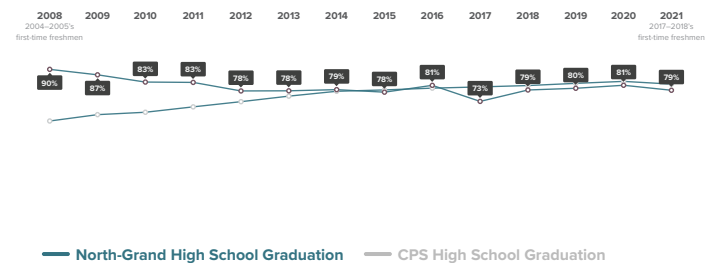


of 2017–2018 first-time freshmen at North-Grand graduated high school by spring of 2021.

### What colleges are 2017–2018 North-Grand graduates able to access based on GPA and ACT scores?

Data not available

### How has the High School Graduation rate for students at North-Grand changed over time?



## College Enrollment

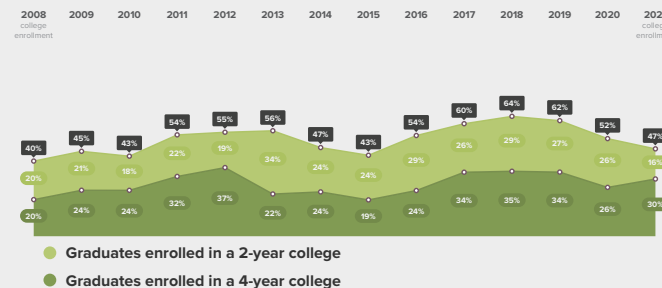


of 2021 high school graduates from North-Grand enrolled in college in fall of 2021.

### In which colleges did 2021 North-Grand graduates enroll?

	Graduates Enrolled	URM Grad Rate	Institutional Grad Rate	Institution Type
University of Illinois at Chicago	8	53%	62%	4 year
City Colleges of Chicago-Harold Washington College	7	22%	24%	2 year
City Colleges of Chicago-Malcolm X College	7	21%	21%	2 year
City Colleges of Chicago-Wilbur Wright College	7	23%	29%	2 year
National Louis University	7	32%	34%	4 year

### How has the College Enrollment rate for students at North-Grand changed over time?



## College Persistence



of 2019 high school graduates from North-Grand who enrolled in college in fall of 2019 were continuously enrolled through spring of 2021.

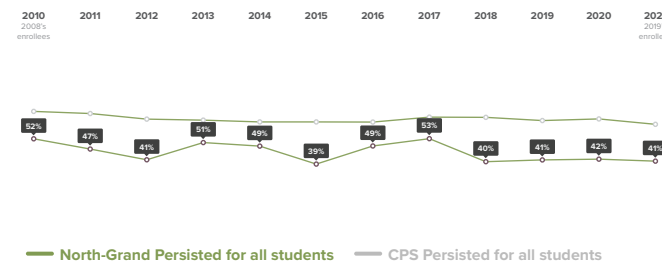
### Where are 2019 North-Grand graduates after 4 semesters?

**2-year enrollees 2019 Immediate Enrollees from North-Grand**  
 0% transferred to a 4-year college  
 30% remained in a 2-year college  
 70% did not persist

An additional 2% of North-Grand's 2019 high school graduates who immediately enrolled in 2-year college transferred to a 4-year college at semester 5.

**4-year enrollees 2019 Immediate Enrollees from North-Grand**  
 48% remained in a 4-year college  
 1% transferred to a 2-year college  
 51% did not persist

### How has the College Persistence rate for students at North-Grand changed over time?



## College Completion



of 2015 high school graduates from North-Grand who immediately enrolled in college completed a degree or credential by spring of 2021.

### What credentials did 2015 North-Grand graduates complete and how did college completion at North-Grand compare to completion across CPS?

**College Completion by 2021 2015 Immediate Enrollees from North-Grand**  
 21% completed associate degree or certificate  
 18% completed associate degree or certificate  
 62% did not complete college

**College Completion by 2021 2015 Immediate Enrollees from CPS**  
 38% completed bachelor's degree  
 10% completed associate degree or certificate  
 51% did not complete college

### How has the College Completion rate for students at North-Grand changed over time?

