

Freshman Enrollment



0 first-time freshmen enrolled in Prosser in 2020–2021.

In which community areas do Prosser's 2020–2021 freshmen live?

Community Area	Number of Freshmen	Percentage of Freshmen
Belmont Cragin	146	45%
Austin	61	19%
Humboldt Park	25	8%
Logan Square	17	5%
Montclare	15	5%
Other	39	13%

How do I use this dataset?

This report provides a snapshot of what 6 important milestones on the path to college completion look like for students at Prosser. The report can be a starting place to ask deeper questions about Prosser's data using the To&Through Online Milestones Tool like:

- What are the current milestone rates? How do these rates differ for different student groups?
- How have trends in these milestones changed overtime? What historical context and factors may have affected these rates?
- What additional context about student experiences can help me better understand these milestone rates?

Take a deeper dive into the data at <https://toandthrough.uchicago.edu/tool/>

Freshman OnTrack

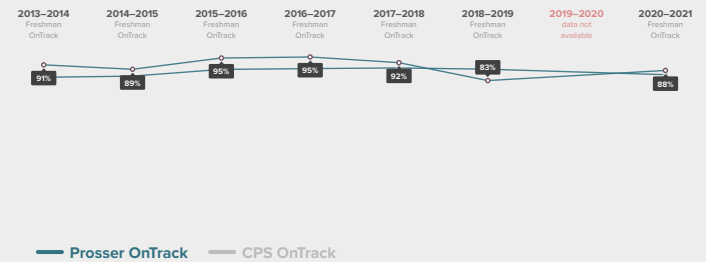


0 of 2020–2021 first-time freshmen at Prosser were on-track to graduate from high school in 4 years.

A student is considered on-track to graduate at the end of freshman year if they have:

- Completed **5** course credits and
- Failed no more than **1** semester of a core course in their first year of high school

How has the Freshman OnTrack rate for students at Prosser changed over time?



High School Graduation

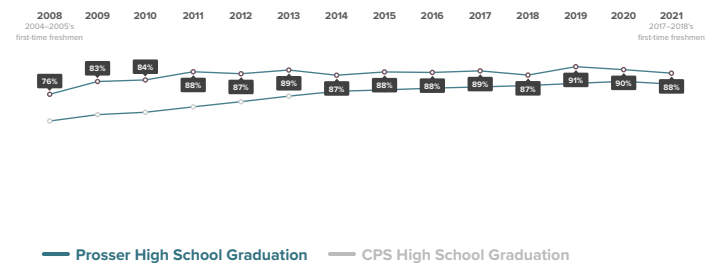


0 of 2017–2018 first-time freshmen at Prosser graduated high school by spring of 2021.

What colleges are 2017–2018 Prosser graduates able to access based on GPA and ACT scores?

Data not available

How has the High School Graduation rate for students at Prosser changed over time?



College Enrollment

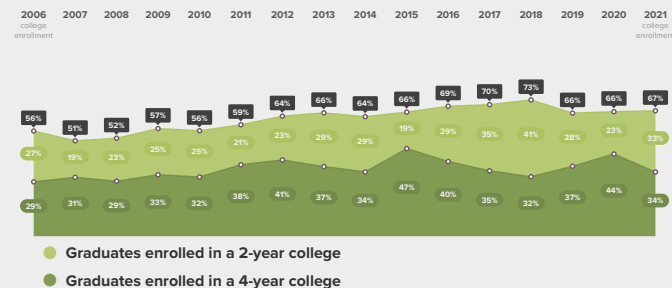


of 2021 high school graduates from Prosser enrolled in college in fall of 2021.

In which colleges did 2021 Prosser graduates enroll?

	Graduates Enrolled	URM Grad Rate	Institutional Grad Rate	Institution Type
City Colleges of Chicago-Wilbur Wright College	52	23%	29%	2 year
City Colleges of Chicago-Malcolm X College	19	21%	21%	2 year
University of Illinois at Chicago	15	53%	62%	4 year
Dominican University	14	49%	52%	4 year
Triton College	14	20%	23%	2 year

How has the College Enrollment rate for students at Prosser changed over time?



College Persistence



of 2019 high school graduates from Prosser who enrolled in college in fall of 2019 were continuously enrolled through spring of 2021.

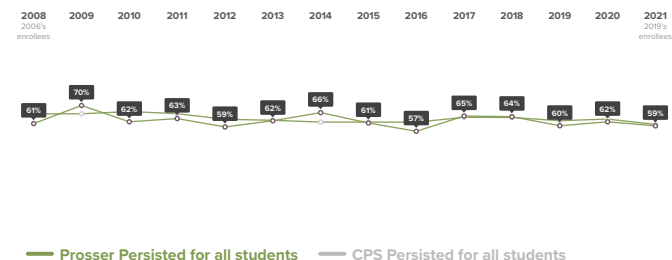
Where are 2019 Prosser graduates after 4 semesters?

2-year enrollees 2019 Immediate Enrollees from Prosser
 1% transferred to a 4-year college
43% remained in a 2-year college
56% did not persist

4-year enrollees 2019 Immediate Enrollees from Prosser
 66% remained in a 4-year college
6% transferred to a 2-year college
29% did not persist

An additional 6% of Prosser's 2019 high school graduates who immediately enrolled in 2-year college transferred to a 4-year college at semester 5.

How has the College Persistence rate for students at Prosser changed over time?



College Completion



of 2015 high school graduates from Prosser who immediately enrolled in college completed a degree or credential by spring of 2021.

What credentials did 2015 Prosser graduates complete and how did college completion at Prosser compare to completion across CPS?

College Completion by 2021 2015 Immediate Enrollees from Prosser
 38% completed associate degree
13% completed associate degree or certificate
55% did not complete college

College Completion by 2021 2015 Immediate Enrollees from CPS
 38% completed associate degree
10% completed associate degree or certificate
51% did not complete college

How has the College Completion rate for students at Prosser changed over time?

