

# South Shore International High School 2020 Report



## 9th Grade Enrollment



first-time 9th graders enrolled in South Shore International in 2019–2020.

## In which community areas do South Shore International's 2019–2020 9th graders live?

Community Area	Number of 9th Graders	Percentage of 9th Graders
South Shore	21	19%
Roseland	9	8%
Greater Grand Crossing	8	7%
Washington Heights	8	7%
Chatham	7	6%
Other	16	23%

## How do I use this dataset?

This report provides a snapshot of what 6 important milestones on the path to college completion look like for students at South Shore International. The report can be a starting place to ask deeper questions about South Shore International's data using the To&Through Online Milestones Tool like:

- What are the current milestone rates? How do these rates differ for different student groups?
- How have trends in these milestones changed overtime? What historical context and factors may have affected these rates?
- What additional context about student experiences can help me better understand these milestone rates?

Take a deeper dive into the data at  
<https://toandthrough.uchicago.edu/tool/>

## 9th Grade On-Track

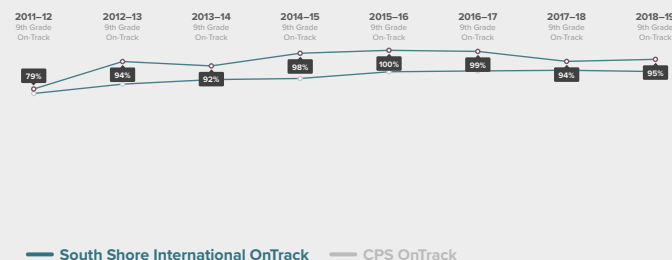


of 2018–2019 first-time 9th graders at South Shore International were on-track to graduate from high school in 4 years.

A student is considered on-track to graduate at the end of their ninth-grade year if they have:

- Completed **5** course credits and
- Failed no more than **1** semester of a core course in their first year of high school

## How has the 9th Grade On-Track rate for students at South Shore International changed over time?



## High School Graduation

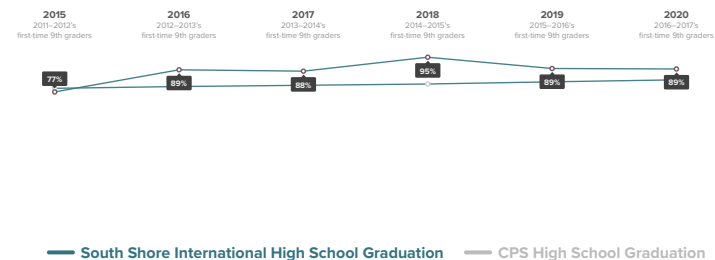


0% of 2016–2017 first-time 9th graders at South Shore International graduated high school by spring of 2020.

## What colleges are 2016–2017 South Shore International graduates able to access based on GPA and ACT scores?

23% graduated with Highly Competitive / Competitive College Access  
 33% graduated with Moderately Competitive College Access  
 34% graduated with Slightly Competitive / Near Open Admission College Access  
 0% graduated with unavailable college access data  
 11% did not graduate

## How has the High School Graduation rate for students at South Shore International changed over time?



## College Enrollment



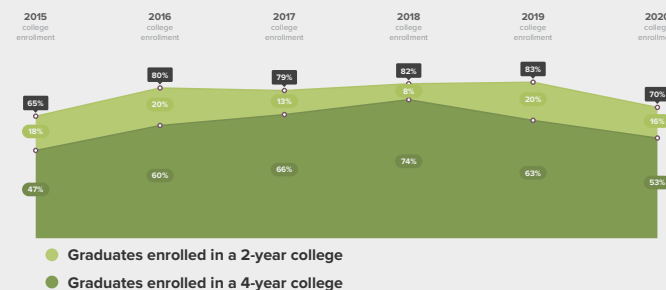
0% of 2020 high school graduates from South Shore International enrolled in college in fall of 2020.

### In which colleges did 2020 South Shore International graduates enroll?

	Graduates Enrolled	URM Grad Rate	Institutional Grad Rate	Institution Type
City Colleges of Chicago-Malcolm X College	13	24%	24%	2 year
Grambling State University	5	36%	35%	4 year
Northern Illinois University	5	36%	49%	4 year
Paul Quinn College	5	20%	20%	4 year

*In order to preserve students' anonymity, only colleges that enrolled at least 5 students from South Shore International in 2019 are included in this table.*

### How has the College Enrollment rate for students at South Shore International changed over time?



## College Persistence

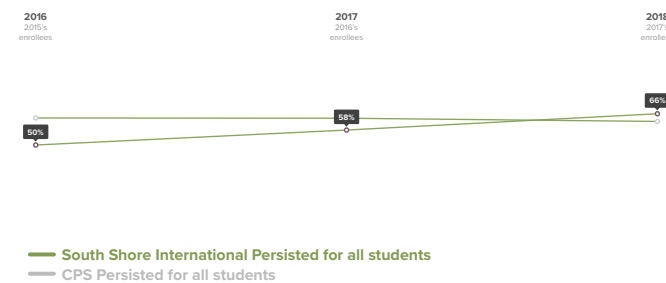


0% of 2017 immediate enrollees from South Shore International were enrolled in the fall of 2018.

### Where are 2017 South Shore International graduates after 4 semesters?

2-year enrollees	4-year enrollees
2017 Immediate Enrollees from South Shore International	2017 Immediate Enrollees from South Shore International
7% transferred to 4-year college	61% remained in a 4-year college
47% remained in a 2-year college	8% transferred to a 2-year college
47% did not persist	31% did not persist

### How has the College Persistence rate for students at South Shore International changed over time?



## College Completion



0% of 2013 immediate enrollees from South Shore International completed a degree or credential by spring of 2019.

### What credentials did 2013 South Shore International graduates complete and how did college completion at South Shore International compare to completion across CPS?

College Completion by 2019	College Completion by 2019
2013 Immediate Enrollees from South Shore International	2013 Immediate Enrollees from CPS
Data not available	35% completed bachelor's degree
	11% completed associate degree or certificate
	54% did not complete college

### How has the College Completion rate for students at South Shore International changed over time?

This graph did not show enough recent data and has been disabled.

This happens when, in two or more of the most recent five years, data was not available or there were fewer than 10 students in a group.